0374_3616

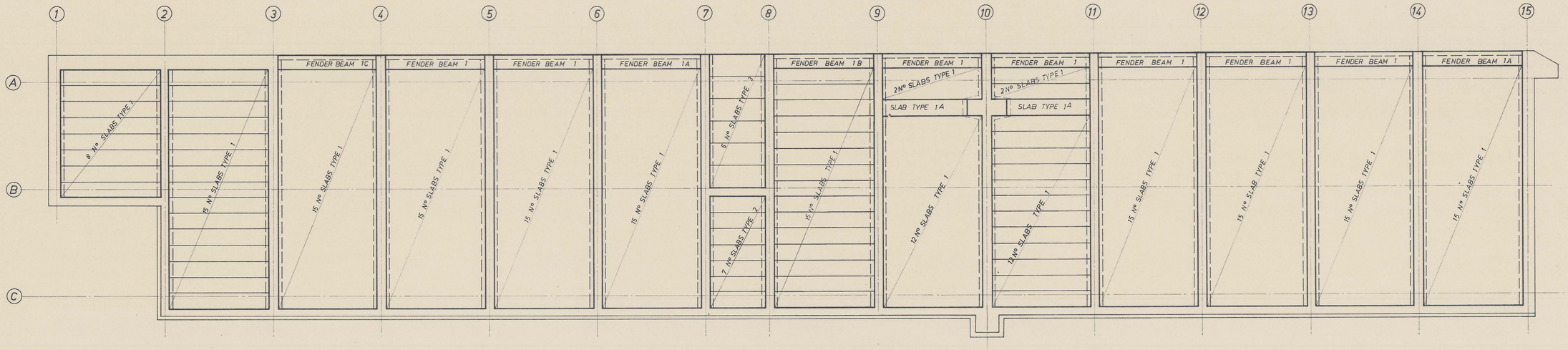

PLAN ON PRECAST UNIT
SCALE 1/8" TO 1'-0"

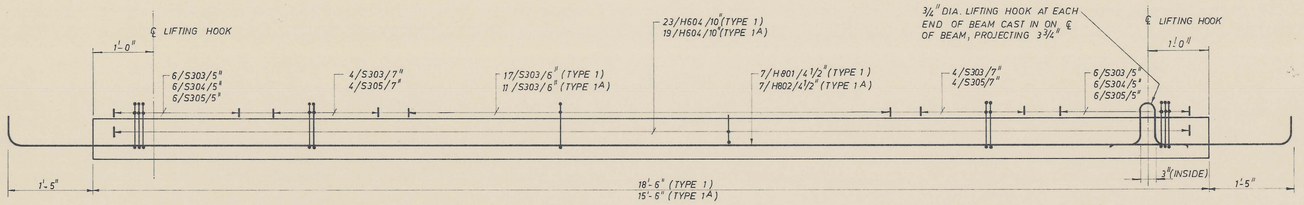

ELEVATION ON PRECAST SLAB TYPE 1 & 1A
186 Nº REQUIRED TYPE 1
2 Nº REQUIRED TYPE 1A
SCALE 1" TO 1'-0"

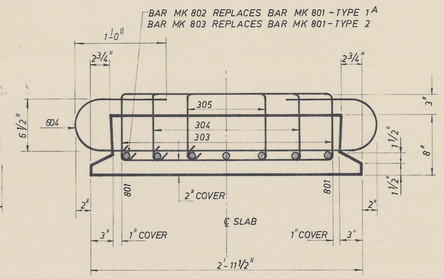

TYPICAL CROSS SECTION THROUGH PRECAST SLABS TYPES 1, 1A & 2
SCALE 1 1/2" TO 1'-0"

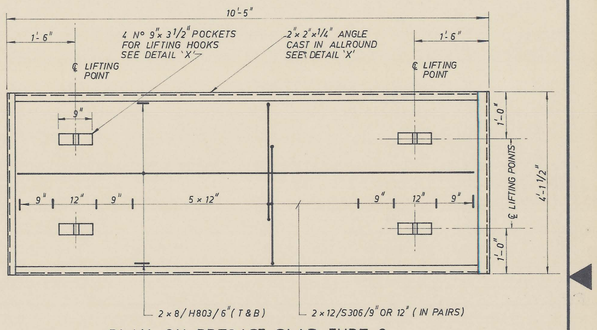

PLAN ON PRECAST SLAB TYPE 3
6 Nº REQUIRED
SCALE 3/4" TO 1'-0"

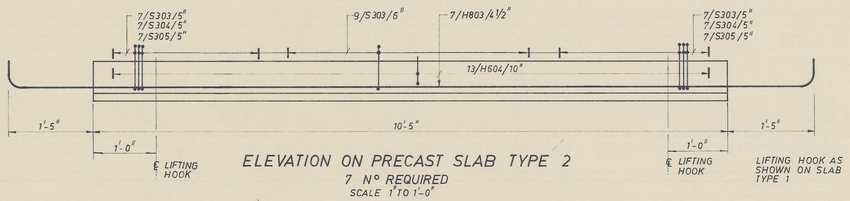

ELEVATION ON PRECAST SLAB TYPE 2
7 Nº REQUIRED
SCALE 1" TO 1'-0"

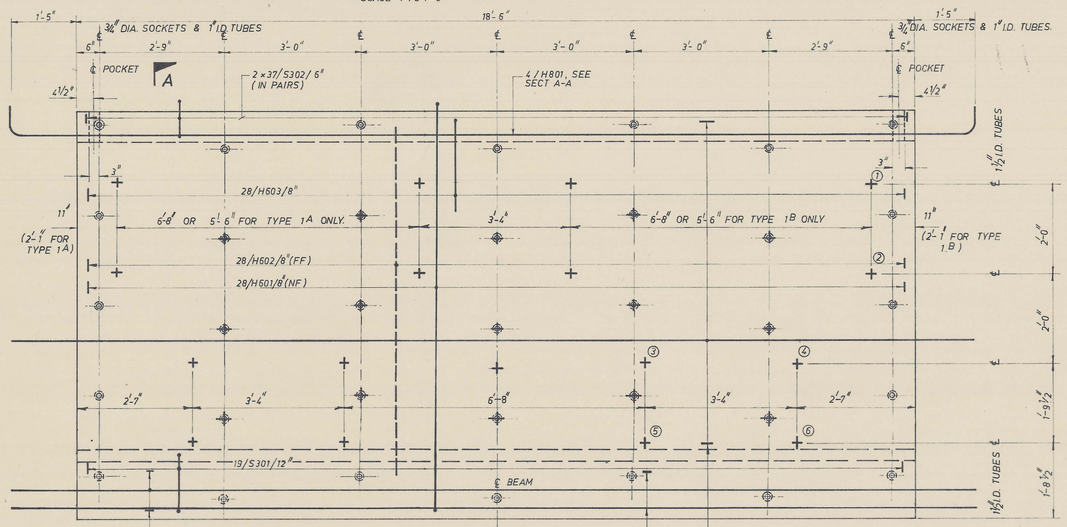

ELEVATION ON FENDER BEAM TYPE 1, 1A, 1B & 1C
SCALE: 3/4" TO 1'-0"

Nº REQUIRED:	
7 Nº TYPE 1	1 Nº TYPE 1B
2 Nº TYPE 1A	1 Nº TYPE 1C

NOTE: 3/4" DIA. SOCKETS SHOWN THUS
1" I.D. P.V.C. TUBES SHOWN THUS
1 1/2" I.D. P.V.C. TUBES SHOWN THUS
TUBES MARKED 1-6 NOT REQUIRED IN TYPE 1C ONLY

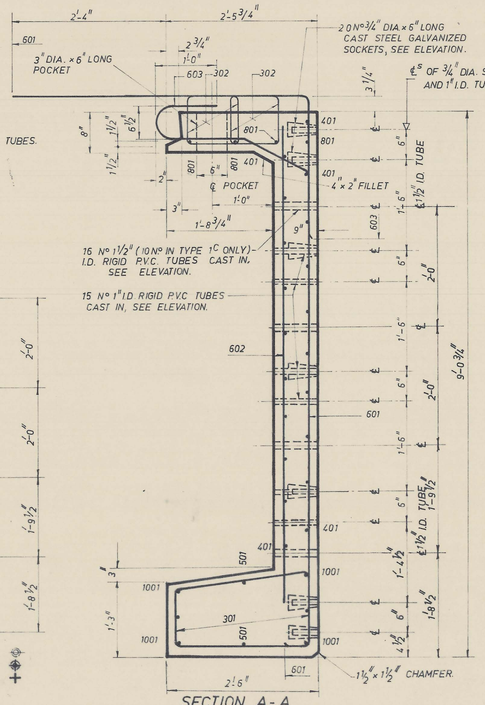

SECTION A-A
SCALE 1" TO 1'-0"

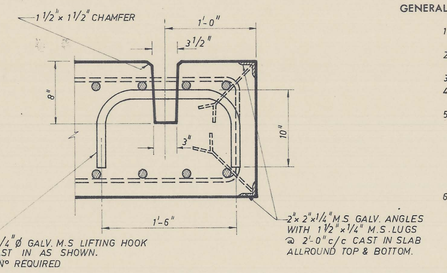

DETAIL 'X'
SCALE 1 1/2" TO 1'-0"

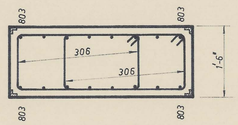

CROSS SECTION THROUGH P.C. SLAB TYPE 3
SCALE 3/4" TO 1'-0"

GENERAL NOTES:

1. SEE DRG Nº 2070/101 FOR GENERAL DRAWING REFERENCE
2. REFER TO DRG Nº 2070/203 FOR GENERAL ARRANGEMENT OF WHARF
3. CONCRETE TO BE CLASS 3K 3/4"
4. FORMWORK & SURFACE FINISH: REFER TO SPECIFICATION
5. REINFORCEMENT.
   FIRST FIGURE OF BAR MK INDICATES SIZE IN EIGHTHS OF AN INCH (e.g 401 IS 1/2" BAR)
   PREFIX 'S' INDICATES STRUCTURAL GRADE BAR
   PREFIX 'H' INDICATES HIGH YIELD DEFORMED BAR
   COVER TO REINFORCEMENT TO BE 2" UNLESS NOTED OTHERWISE
6. REFER TO STEEL SCHEDULES Nº'S 204-01 TO 0

JOHN HOLLAND CONSTRUCTION PTY. LIMITED

TENDER DRAWING ONLY
NOT FOR CONSTRUCTION USE

REV.	DATE	DESCRIPTION

KING ISLAND SCHEELITE LTD.
PORT AT LITTLE GRASSY BAY

WHARF
G.A. & R.C. DETAIL OF PRECAST CONCRETE UNITS

MAUNSELL & PARTNERS PTY. LTD.
CONSULTING ENGINEERS

SCALE: AS SHOWN
DATE: APRIL 1971
DATE OF ISSUE: 16 APR 1971
I.B. N.K. K.R.B.

DRG. No. 2070/204

SCALE: