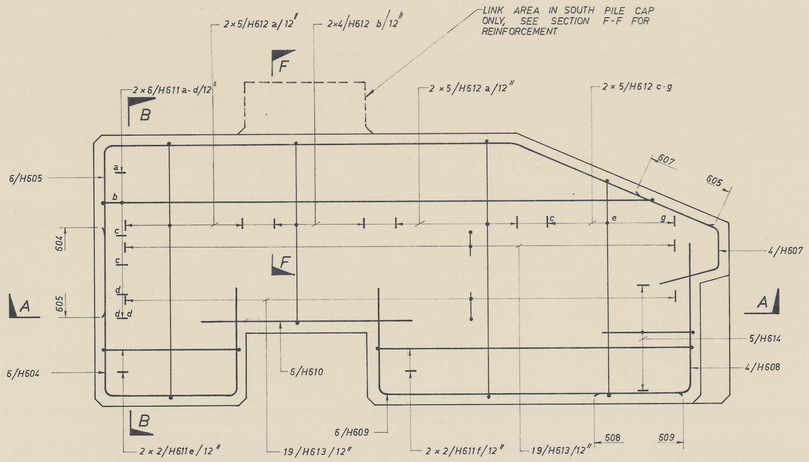

PLAN ON OUTSIDE PILE CAP
(FOR BOTTOM REINFORCEMENT SEE SECTIONAL PLAN)
SCALE 1/2" TO 1'-0"

NOTE REINFORCING DETAILS FOR INSIDE PILE CAP SIMILAR EXCEPT FOR LINK AREA AS NOTED.

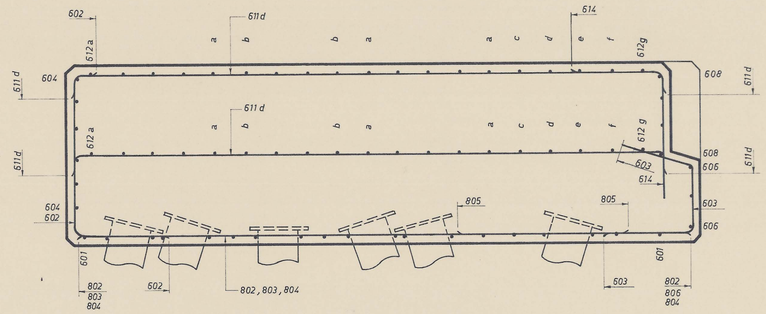

SECTION A-A
SCALE 1/2" TO 1'-0"

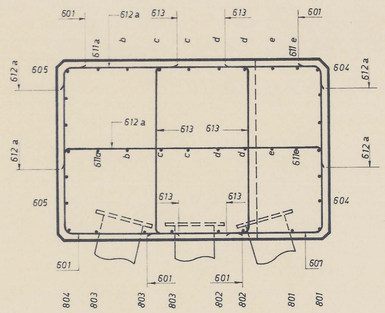

SECTION B-B
SCALE 1/2" TO 1'-0"

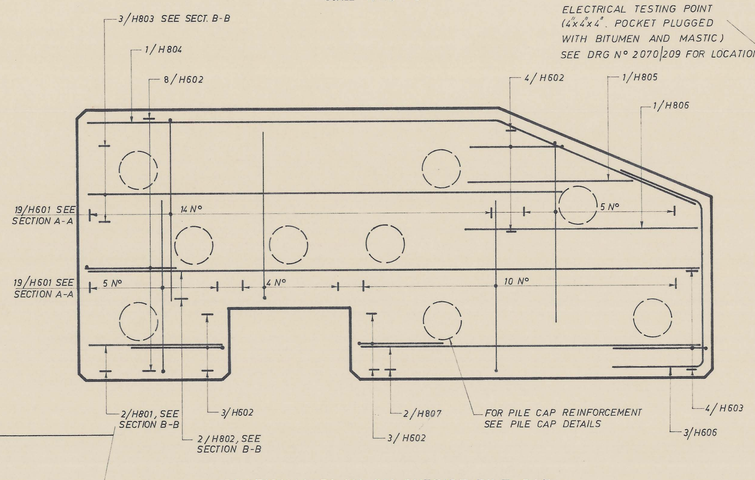

SECTIONAL PLAN ON OUTSIDE PILE CAP
(SHOWING BOTTOM REINFORCEMENT ONLY)

ELECTRICAL TESTING POINT (4"x4"x4". POCKET PLUGGED WITH BITUMEN AND MASTIC) SEE DRG Nº 2070/209 FOR LOCATION.

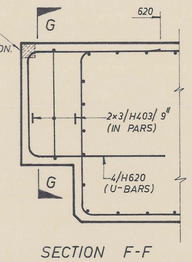

SECTION F-F
(SHOWING ADDITIONAL REINFORCEMENT FOR LINK AREA IN SOUTH PILE CAP ONLY)
SCALE: 1/2" TO 1'-0"

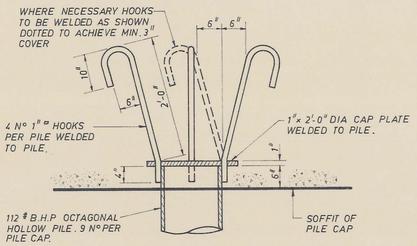

SECTION C-C
SCALE 3/4" TO 1'-0"

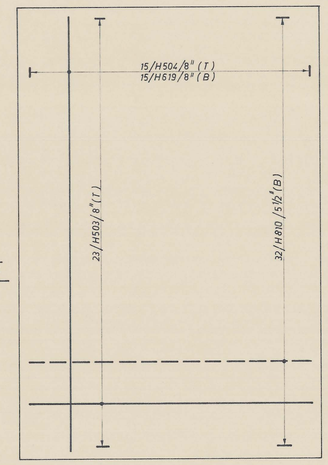

PLAN ON RUN-ON SLAB
SCALE 1/2" TO 1'-0"

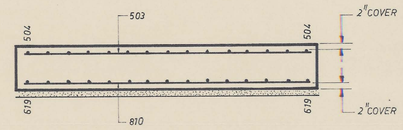

SECTION E-E
SCALE 1/2" TO 1'-0"

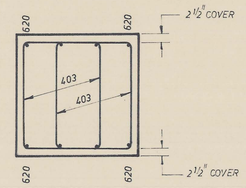

SECTION G-G
SCALE: 1/2" TO 1'-0"

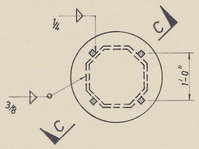

PLAN ON PILE CAP
SCALE 3/4" TO 1'-0"

PILE CAP DETAILS

GENERAL NOTES :

1. SEE DRG. Nº 2070/101 FOR GENERAL DRAWING REFERENCE.
2. REFER TO DRG. Nº 2070/209 FOR GENERAL ARRANGEMENT.
3. CONCRETE : STRUCTURAL 3K 3/4", BLINDING 2K
4. FORMWORK & SURFACE FINISH REFER TO SPECIFICATION.
5. REINFORCEMENT.
   FIRST FIGURE OF BAR MK. INDICATES SIZE IN EIGHTS OF AN INCH (e.g. 401 IS 1/2" BAR). B.F. DENOTES BOTH FACES.
   PREFIX 'S' INDICATES STRUCTURAL GRADE BAR
   PREFIX 'H' INDICATES HIGH YIELD DEFORMED BAR
   COVER TO REINFORCEMENT TO BE 3" UNLESS NOTED OTHERWISE
6. REFER TO STEEL SCHEDLES Nº 210-01 TO 0.

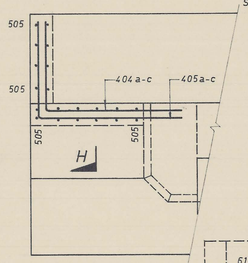

PLAN ON END OF ABUTMENT
(SHOWING END WALL REINFORCEMENT ONLY)
SCALE 1/2" TO 1'-0"

NOTE :
BOTH ENDS SIMILAR BUT HANDED.

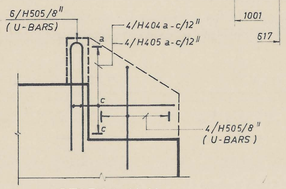

SECTION H H
SCALE 1/2" TO 1'-0"

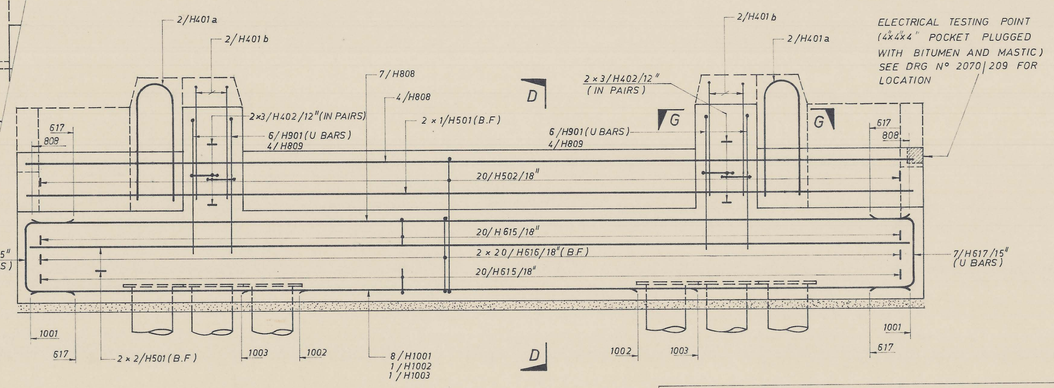

ELEVATION ON RAMP ABUTMENT
SCALE 1/2" TO 1'-0"

NOTE.
ALL PILES IN PILE CAPS AND ABUTMENT TO BE COMPLETELY ELECTRICALLY INTERCONNECTED AS PART OF CATHODIC PROTECTION SYSTEM. ELECTRICAL CONTINUITY TO BE ACHIEVED BY WELDING REINFORCEMENT TO PILES AS SPECIFIED.
SEE DRG Nº 2070/209 FOR DIAGRAMMATIC LAYOUT.

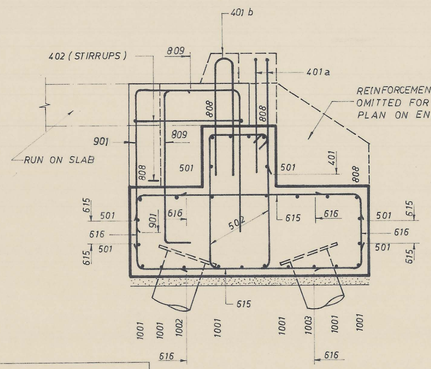

SECTION D-D
SCALE 1/2" TO 1'-0"

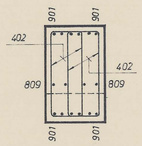

SECTION G-G
(KERB REINFORCEMENT OMITTED FOR CLARITY)
SCALE 1/2" TO 1'-0"

SCALE :

REV.	DATE	DESCRIPTION

TENDER DRAWING ONLY
NOT FOR CONSTRUCTION USE

KING ISLAND SCHEELITE LTD.
PORT AT LITTLE GRASSY BAY

WHARF
R.C. DETAILS OF RAMP ABUTMENT AND GANTRY PILE CAPS

MAUNSELL & PARTNERS PTY. LTD.
CONSULTING ENGINEERS

SCALE : AS SHOWN
DATE : APRIL 1971
DATE OF ISSUE : 16 APR 1971
I.B.
N.K.
K.A.B.

DRG. No. 2070/210