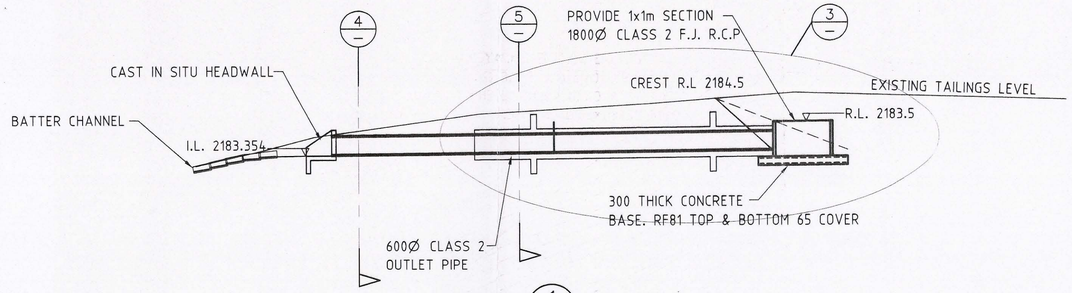

SECTION 1
SCALE 1 : 100

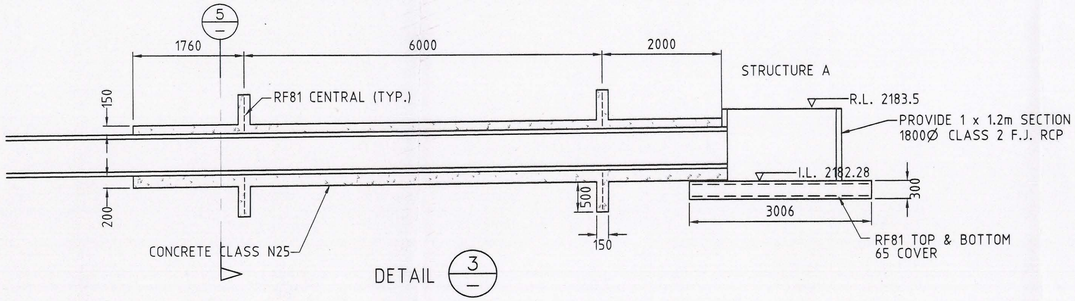

DETAIL 3
SCALE 1 : 50

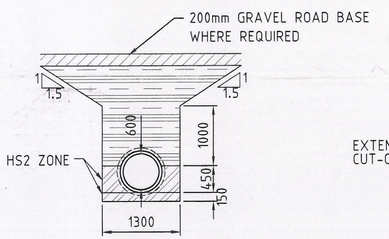

SECTION 4
SCALE 1 : 50

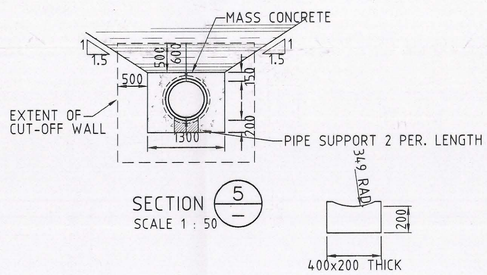

SECTION 5
SCALE 1 : 50

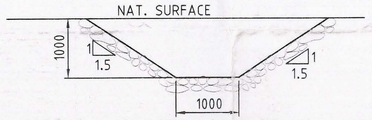

SECTION 2
SCALE 1 : 50

TRENCH DETAILS

NOTES:
1) PIPE BACKFILL TO BE PLACED IN 150mm COMPACTED LAYERS TO 98% STANDARD MAX. DRY DENSITY.
2) PIPE BEDDING, HAUNCHING AND SIDE SUPPORT TO BE PLACED IN 150mm COMPACTED LAYERS TO 90% STANDARD MAX. DRY DENSITY.

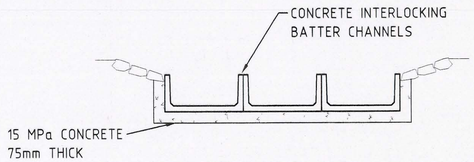

BATTER CHANNEL DETAIL (TYP.)
SCALE 1 : 20

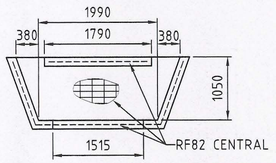

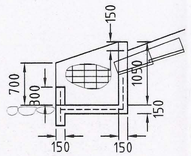

DISSIPATOR DETAIL
STRUCTURE C
SCALE 1 : 50

HEADWALL AND DISSIPATOR
SHALL BE N25 CONCRETE

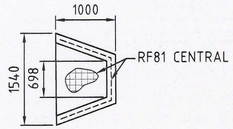

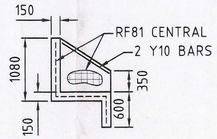

HEADWALL DETAIL
STRUCTURE B
SCALE 1 : 50

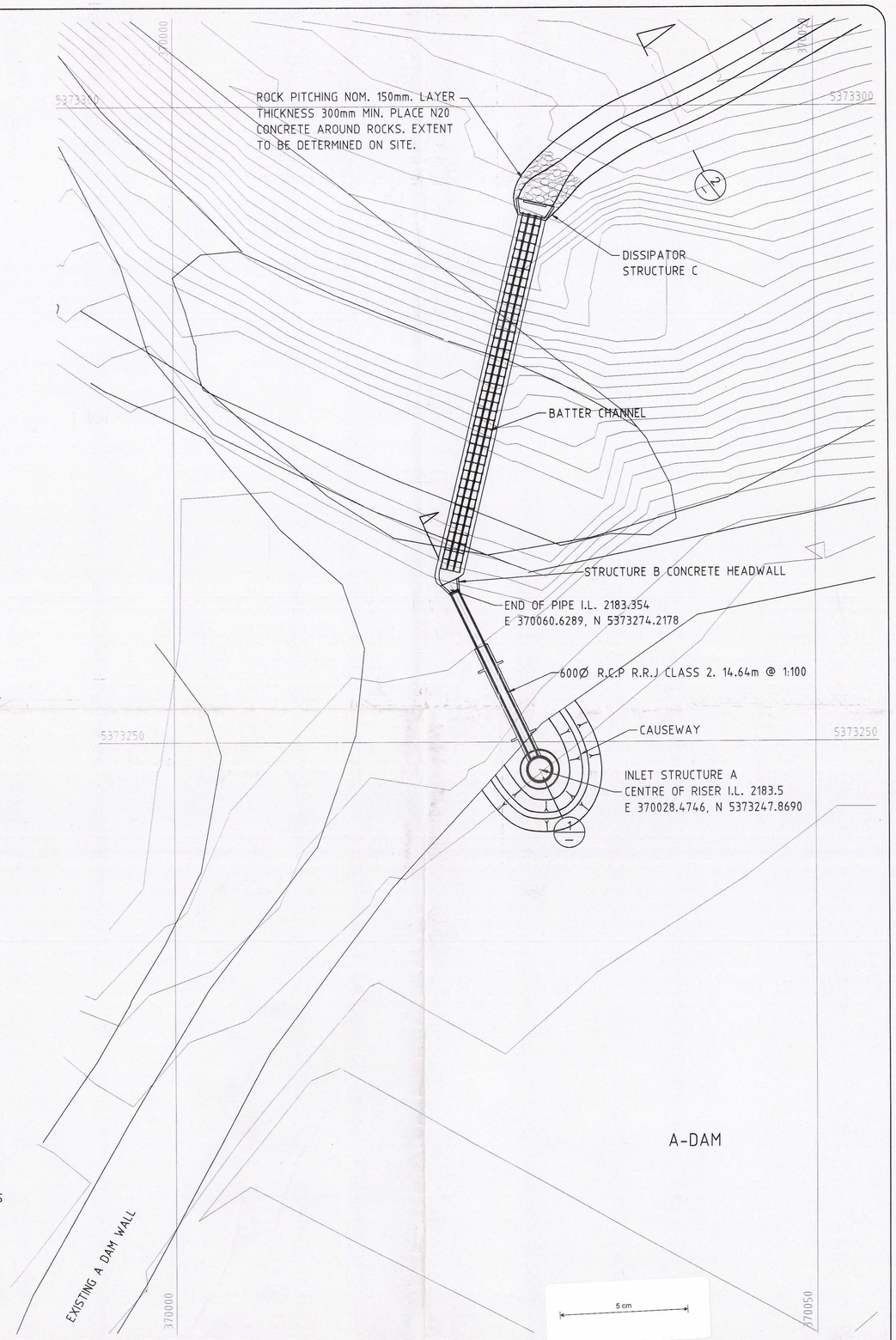

Rev. No.	Description	Date

Thompson & Brett Pty. Ltd.
Consulting Engineers
7 Bayfield Street, Rosny Park. 7018
Phone (03) 6244 6633 Fax. (03) 6244 6221

Design	Date	Checked	Date	Scale
S.N.A	OCT. 1996		18/10/96	1:200 OR AS SHOWN
Drawn	Date	Checked	Date	File
M.R.H	OCT. 1996	BW	18/10/96	RENIS-13
Approved			Director	Drg Reference 1461

ACEA The Association of Consulting Engineers Australia

Client & Project
RENISON LIMITED
C DAM LIFT 2184.5 TO 2186.5

Drawing Title
A DAM SPILLWAY
GENERAL ARRANGEMENT

Drawing No. 96-1461-11

0376_868
0007/0037