OR-277

313724

5 cm

Amoco Australia Petroleum Company

BASS BASIN	
COMPUTER LOG ANALYSIS DISPLAYS KONKON-1 PART-4	
Aug. 1987	R-87-051, Appendix F
P. Stokes	Enclosure: 6

AMOCO PRODUCTION COMPANY

ESSO
KONKON 1
Z10620
RW COMPUTATION FROM SP, RWA, RW RATIO METHODS
DATE=09/03/87

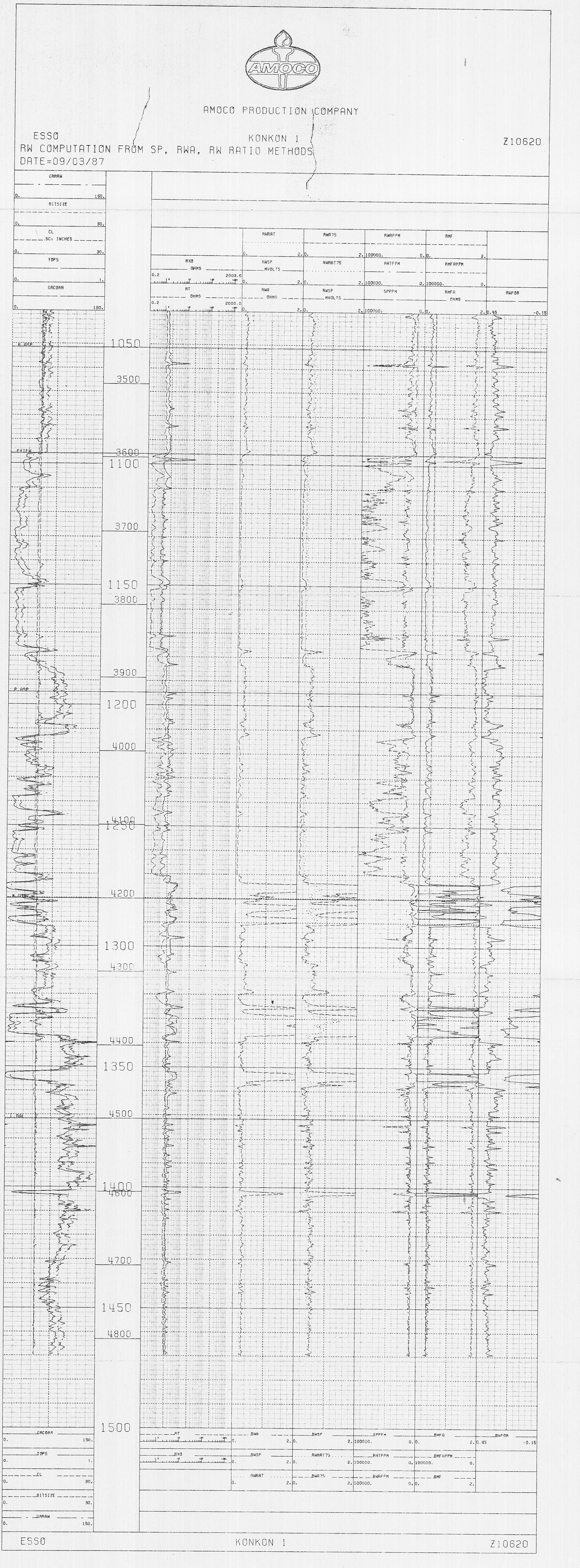

ESSO KONKON 1 Z10620

ESSO
KONKON 1
Z10620
SW HISTOGRAM
XYTOP= 3597.00 XYBOT= 4448.00 HOLGATE=NO DATE=09/03/87
SYMBOL=X CONDITIONS=XPLTRES.EQ.1
498 SYMBOL 'X' POINTS AVAILABLE.
AVERAGE SWA = 0.9806 XMODE= 0.8687 YMODE= 31.7259
JOB NAME=KONKONAA, PLOT TAPE VOL. SER.=TD8734

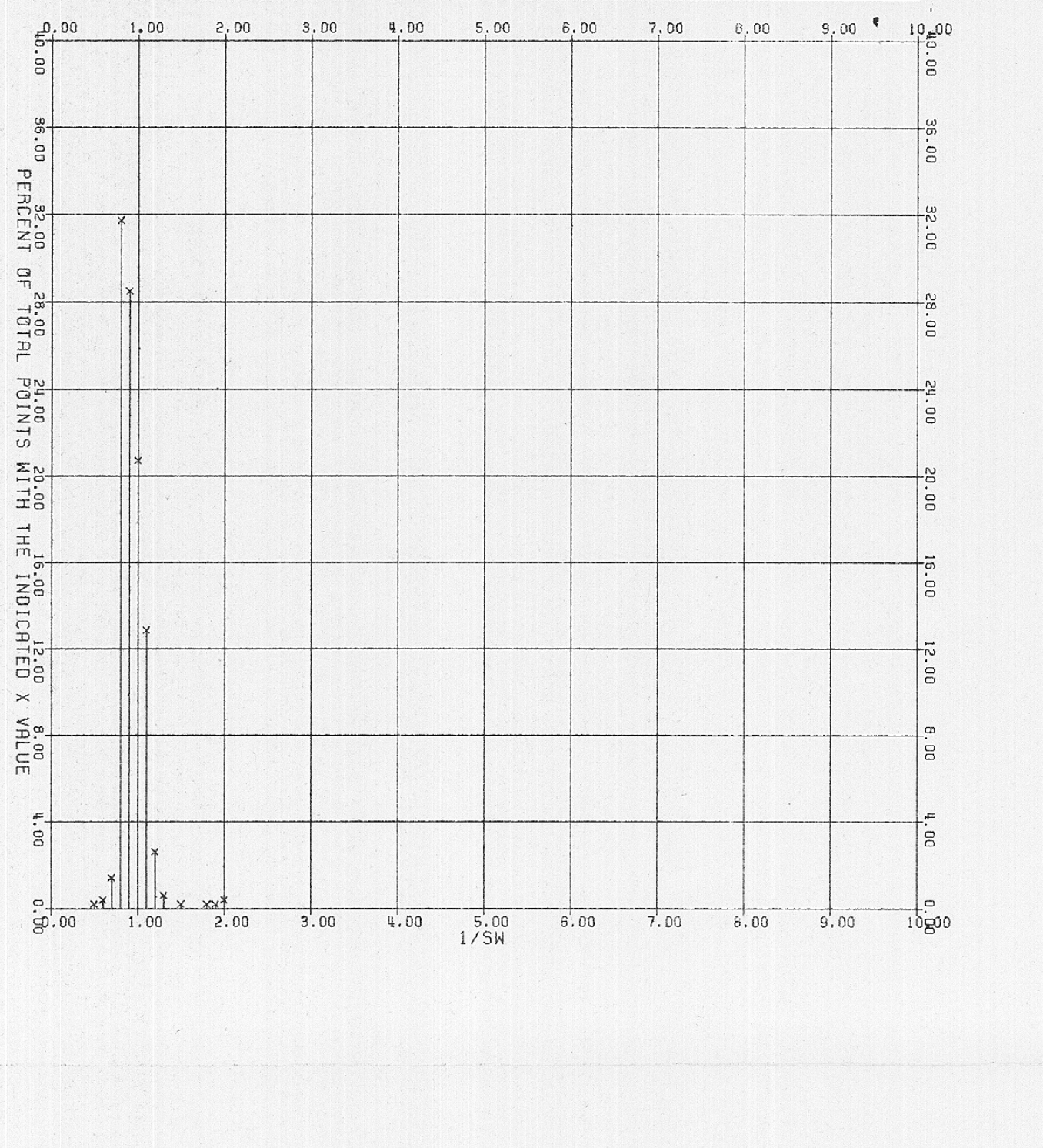

AMOCO PRODUCTION COMPANY

ESSO
KONKON 1
Z10620
DATE=09/03/87

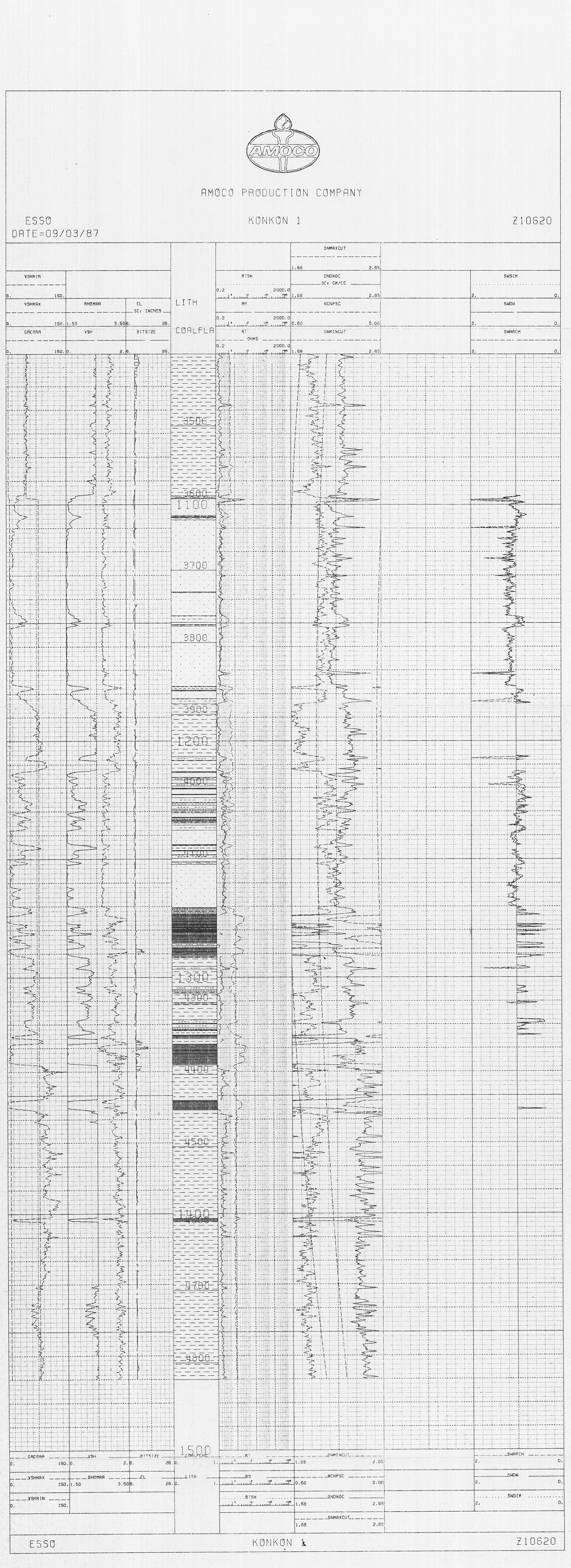

ESSO KONKON 1 Z10620

ESSO
KONKON 1
Z10620
PRESSURE VS DEPTH PLOTS
MUD WEIGHT , RFT AND DRILL STEM TEST PRESSURES
WILL BE PLOTTED IF AVAILABLE
SYMBOL X = INDICATED MUD WEIGHT PRESSURE
SYMBOL # = INDICATED RFT PRESSURE
SYMBOL 0 = INDICATED DST PRESSURE
XYTOP= 3499.00 XYBOT= 4799.00 HOLGATE=NO DATE=09/03/87
SYMBOL=X CONDITIONS=SAW2.EQ.100
14 SYMBOL 'X' POINTS AVAIL AVERAGE MWPRES= 1943.08 AVERAGE DEPTH = 4149.00
JOB NAME=KONKONAA, PLOT TAPE VOL. SER.=TD8734

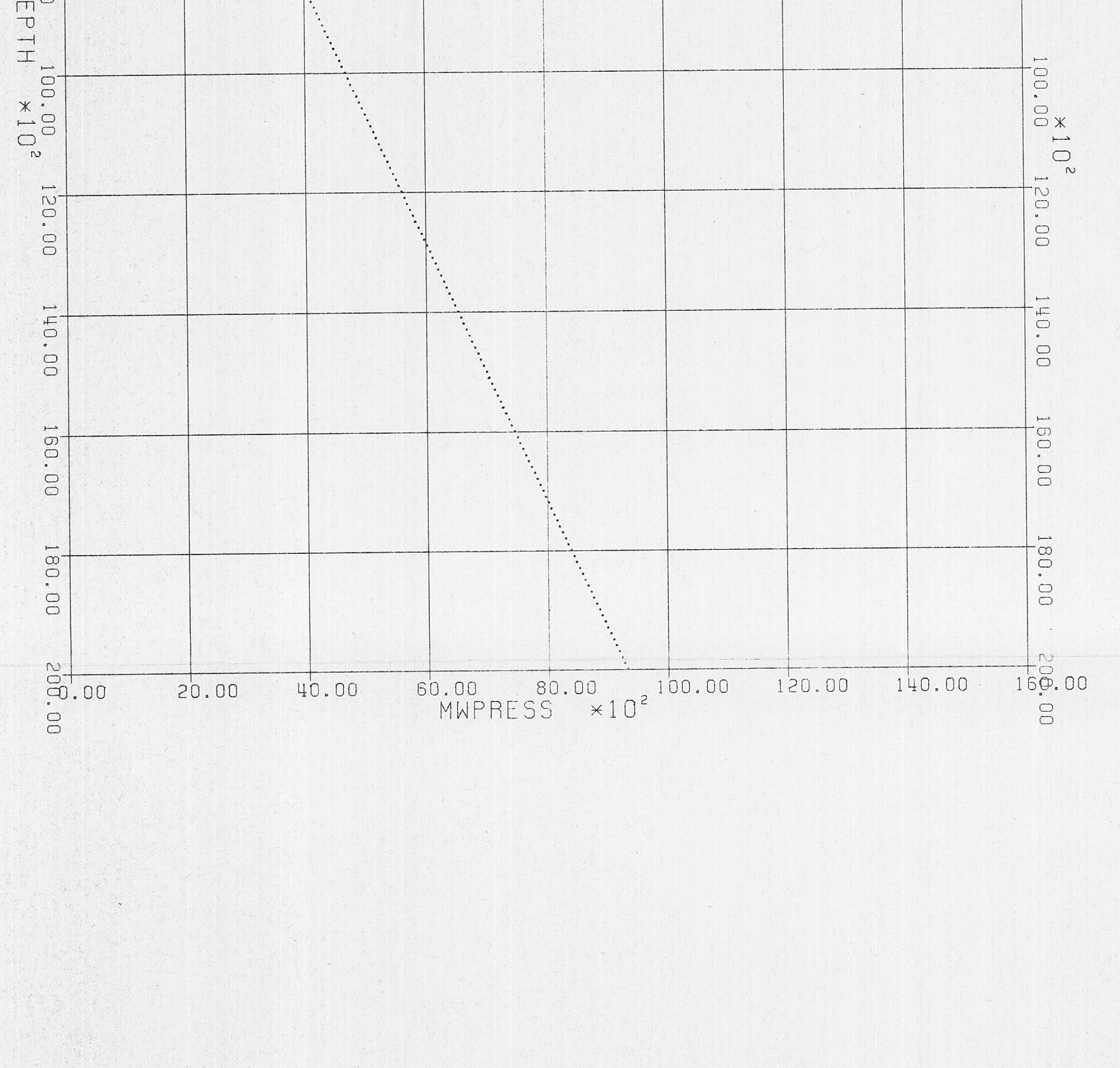

ESSO
KONKON 1
Z10620
BUCKLES PLOT - ZONE ALL
XYTOP= 3606.00 XYBOT= 4337.00 HOLGATE=NO DATE=09/03/87
SYMBOL=X CONDITIONS=(SW.LT.100)
205 SYMBOL 'X' POINTS AVAIL AVERAGE PHIE = 21.33 AVERAGE SW = 90.69
JOB NAME=KONKONAA, PLOT TAPE VOL. SER.=TD8734

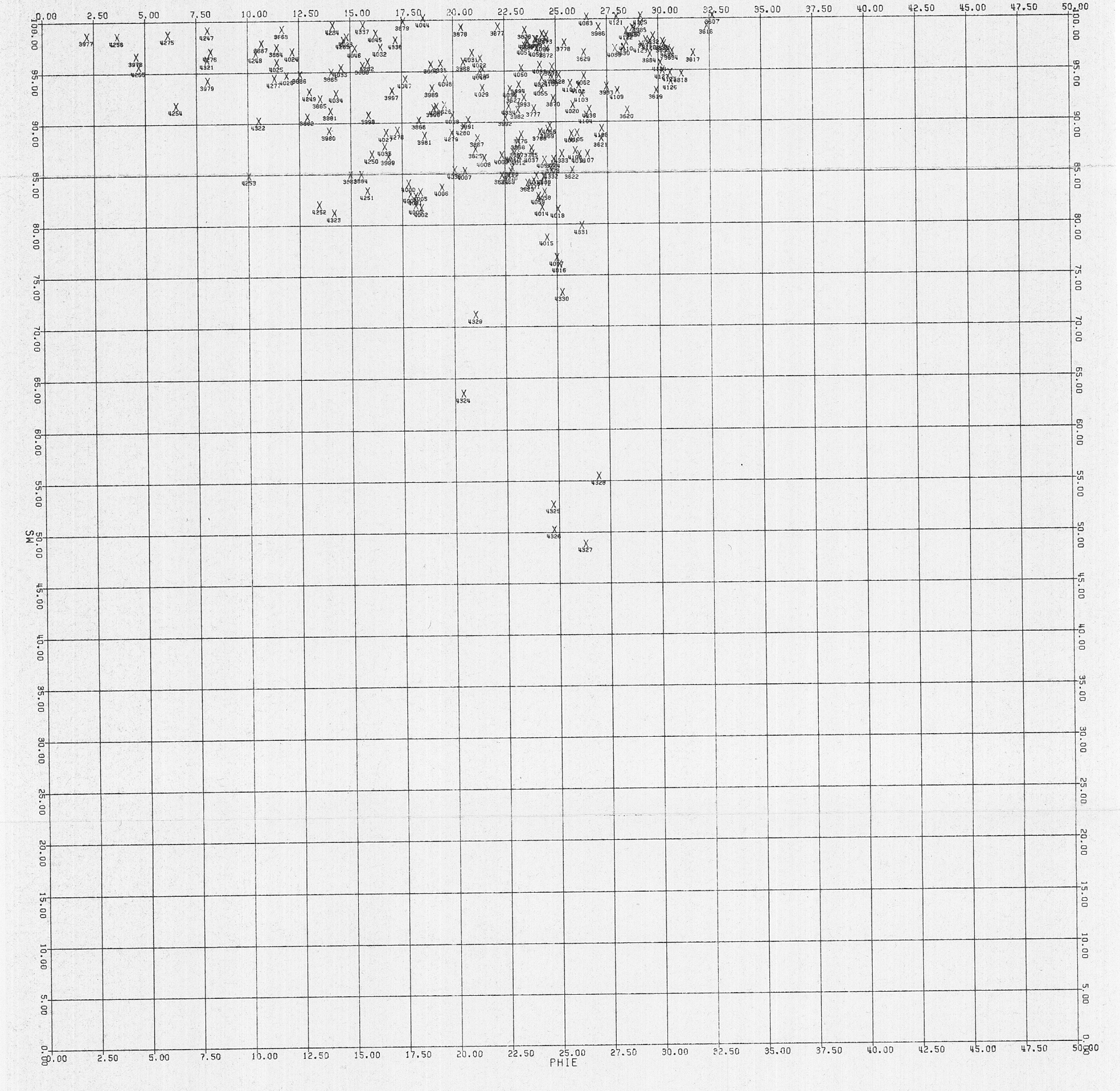

ESSO
KONKON 1
Z10620
PICKETT PLOT - ZONE ALL
XYTOP= 3606.00 XYBOT= 4337.00 HOLGATE=NO DATE=09/03/87
SYMBOL=X CONDITIONS=(SW.LT.100)
205 SYMBOL 'X' POINTS AVAIL AVERAGE RT = 0.99 AVERAGE PHIE = 21.33
JOB NAME=KONKONAA, PLOT TAPE VOL. SER.=TD8734