ATTACHMENTS 25. OR-0310

Schlumberger

ISF-BHC-GR YOLLA#1 SUITE#3 1/500

CSU Field Log

5 cm

COMPANY: AMOCO AUSTRALIA PETROLEUM CO.

WELL: YOLLA #1

FIELD: WILDCAT
RIG .: R F BAUER
STATE: TASMANIA
NATION: AUSTRALIA
LOCATION: BASS STRAIT - OFFSHORE TASMANIA.

LATITUDE: 039 50 18.96 S
LONGITUDE: 145 48 21.2 E

PERMANENT DATUM: MSL
ELEV. OF PERM. DATUM: 0.0 M
LOG MEASURED FROM: KB
11.0 M ABOVE PERM. DATUM
DRLG. MEASURED FROM: KB

ELEVATIONS-
KB: 11.0 M
DF: 10.4 M
GL: -79.6 M

DATE: 22 AUG 85
RUN NO: 3

OTHER SERVICES-
LDL-CNL-NGT-
HDT-GR
VSP-GR
RFT-HP-GR
STL-GR

PROGRAM
TAPE NO:
28.2
SERVICE
ORDER NO:
RFB 850801

DEPTH-DRILLER: 3347.0 M
DEPTH-LOGGER: 3351.0 M
BTM. LOG INTERVAL: 3350.0 M
TOP LOG INTERVAL: 1755.0 M

CASING-DRILLER:	399.0 M	1752.0 M	0.0 M
CASING-LOGGER:	0.0 M	1755.0 M	0.0 M
CASING:	20	13 3/8	
WEIGHT:	129.000 LB/F	72.0000 LB/F	0.0 LB/F
BIT SIZE:	26	17 1/2	12 1/4
DEPTH:	399.0 M	1759.0 M	3347.0 M

TYPE FLUID IN HOLE: FRESH WATER-AQUAGEL-POLYMER
DENSITY: 9.80 LB/G
VISCOSITY: 44.0 S
PH: 11.0
FLUID LOSS: 9.0 C3
SOURCE OF SAMPLE: FLOWLINE
RM: 1.070 OHMM AT 23.0 DEGC
RMF: .838 OHMM AT 16.0 DEGC
RMC: 1.370 OHMM AT 16.0 DEGC
SOURCE RMF/RMC: PRESS /PRESS
RM AT BHT: .335 OHMM AT 121. DEGC
RMF AT BHT: .221 OHMM AT 121. DEGC
RMC AT BHT: .362 OHMM AT 121. DEGC

TIME CIRC. STOPPED: 22:30 21/08
TIME LOGGER ON BTM.: 08:00 22/08

MAX. REC. TEMP: 121.0 DEGC

LOGGING UNIT NO: 65
LOGGING UNIT LOC: SEA
RECORDED BY: OLIVIER BOUBE
WITNESSED BY: G.M. KJELLGREN

REMARKS:

PRELIMINARY LOG, MADE FROM TRANSMITTED DATA.
LC01 IS UNCOMPENSATED SONIC DT.
LC02 IS INTEGRATED TRANSIT TIME (IN MICROSECONDS).
ITT (= LC02) PIPS ARE ON RIGHT OF DEPTH TRACK.
TOOL STRING RUN WITH SWIVEL HEAD.
CYCLE SKIP DUE TO WASHED-OUT AND RUGOSE HOLE.
SECTIONS REPEATED AT 2551 AND 2411 METERS.
THERMOMETERS READING : 121,121,122 DEGC.

EQUIPMENT NUMBERS-

NSM-A 2992	MRM-AB 3883	SLM-DA 1831	IEM-BE 1964
SRE-CB 866	DRS-B 858	SRA-A 885	SLC-KB 1959
SLS-RD 2186	SGC-JC 3599	IRC-QB 1725	IRS-VA 812

ALL INTERPRETATIONS ARE OPINIONS BASED ON INFERENCES FROM ELECTRICAL OR OTHER MEASUREMENTS AND WE CANNOT, AND DO NOT GUARANTEE THE ACCURACY OR CORRECTNESS OF ANY INTERPRETATIONS, AND WE SHALL NOT, EXCEPT IN THE CASE OF GROSS OR WILLFUL NEGLIGENCE ON OUR PART, BE LIABLE OR RESPONSIBLE FOR ANY LOSS, COSTS, DAMAGES OR EXPENSES INCURRED OR SUSTAINED BY ANYONE RESULTING FROM ANY INTERPRETATION MADE BY ANY OF OUR OFFICERS, AGENTS OR EMPLOYEES. THESE INTERPRETATIONS ARE ALSO SUBJECT TO OUR GENERAL TERMS AND CONDITIONS AS SET OUT IN OUR CURRENT PRICE SCHEDULE.

CP 28.2 FILE 102 23-AUG-85 00:39
DATA ACQUIRED 22-AUG-85 11:26

EVENT MARK SUMMARY:

OUTPUT	INTERVAL BETWEEN PIPS	DEPTH TRACK EDGE
IHV	1.00000 M3	LEFT EDGE
LC02	1000.00	RIGHT EDGE

EXPERIMENTAL COMPUTATIONS

LC01 = (TT1 - TT2) / 2

		LC01	
		140.00	40.000
GR (GAPI)		ILD (OHMM)	
0.0	150.00	.20000	2000.0
SP (MV)		SFLU(OHMM)	
-110.0	-10.00	.20000	2000.0

CP 28.2 FILE 102 23-AUG-85 00:39
DATA ACQUIRED 22-AUG-85 11:26

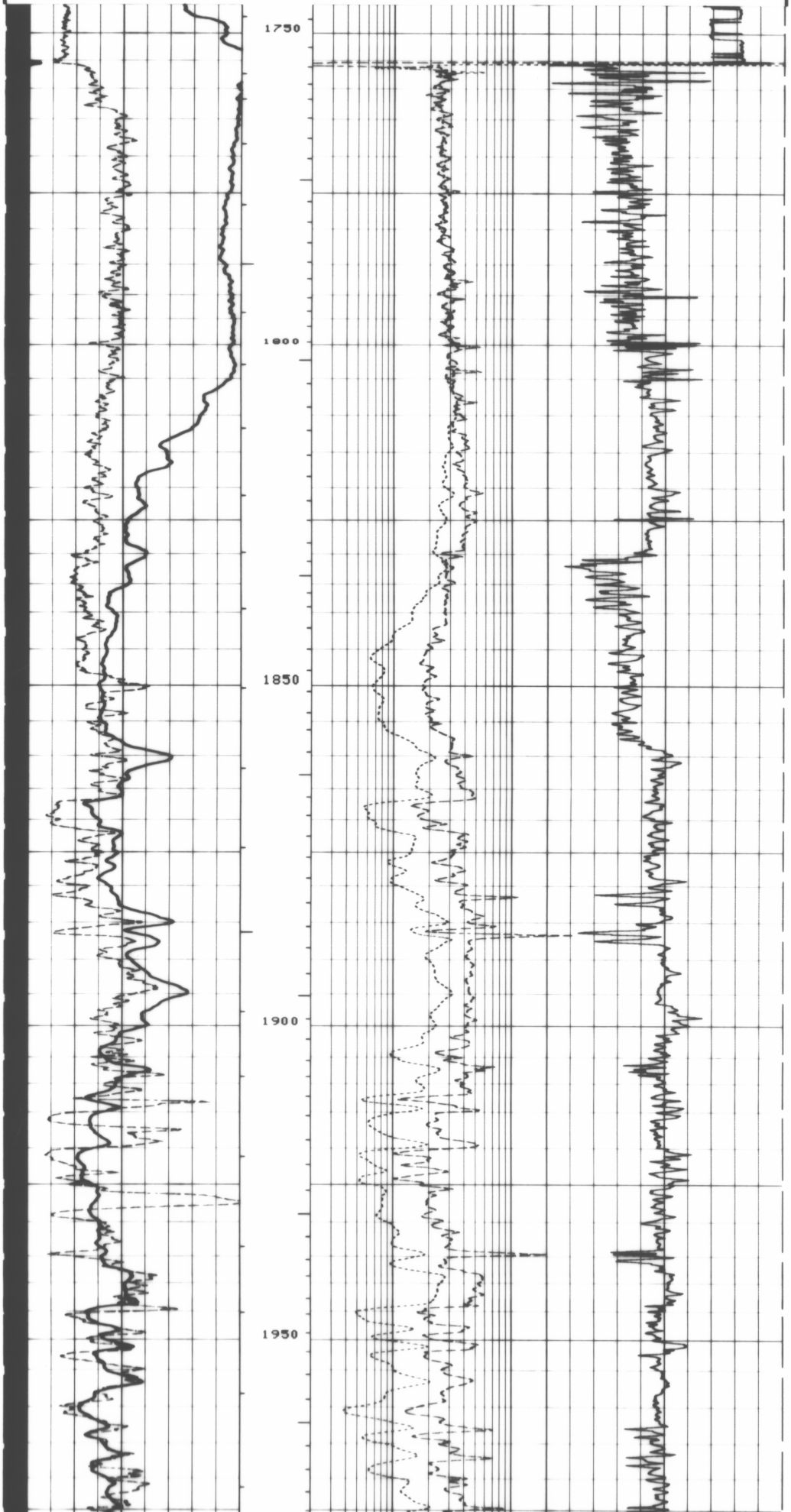

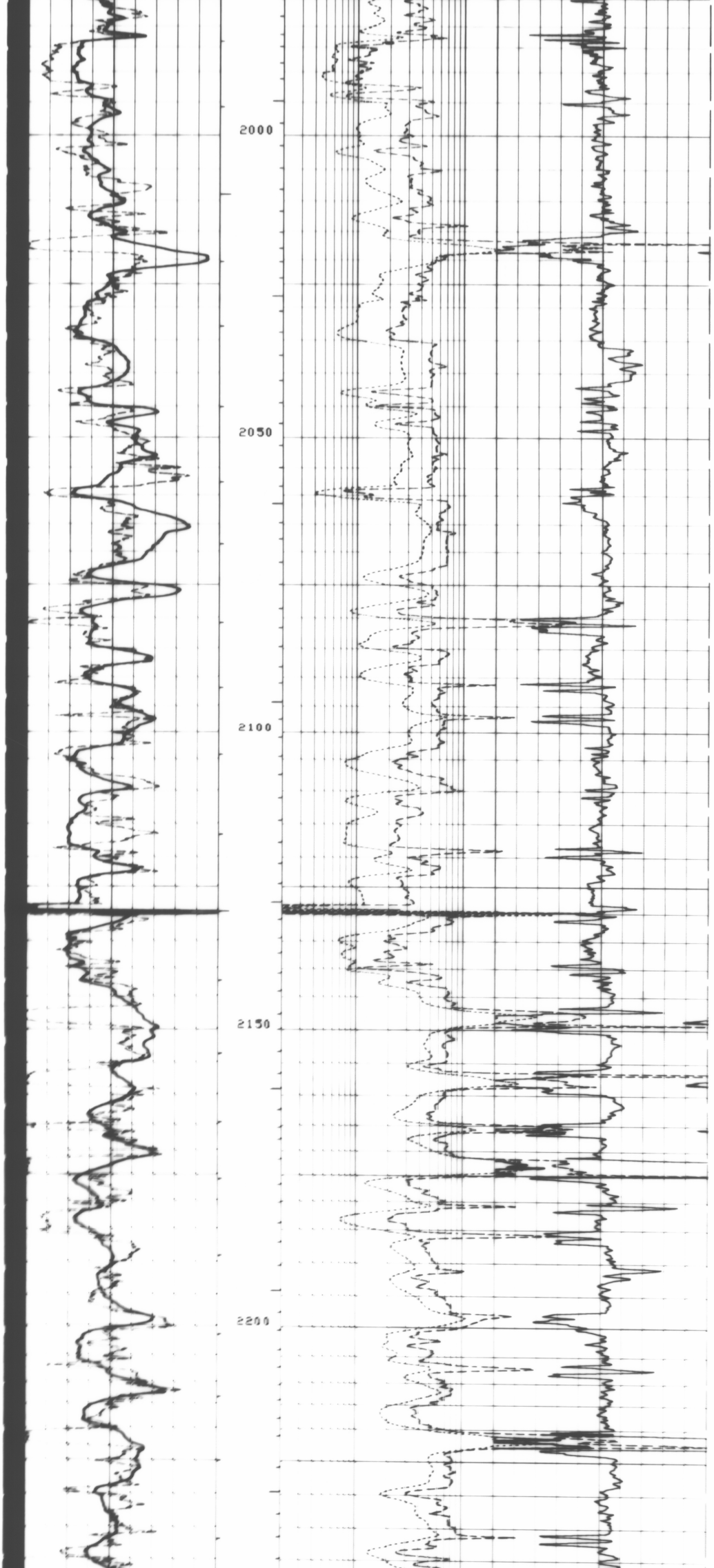

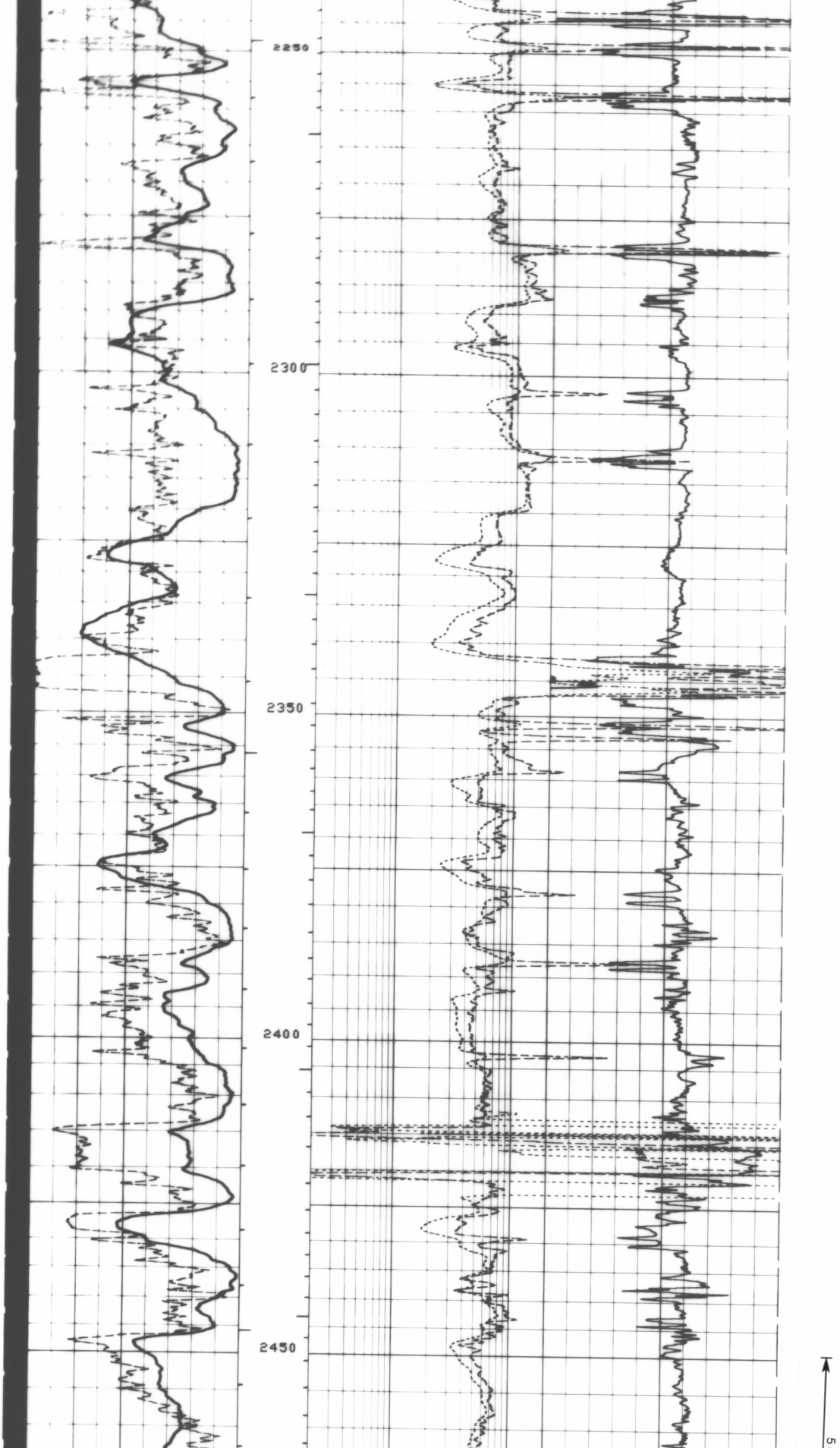

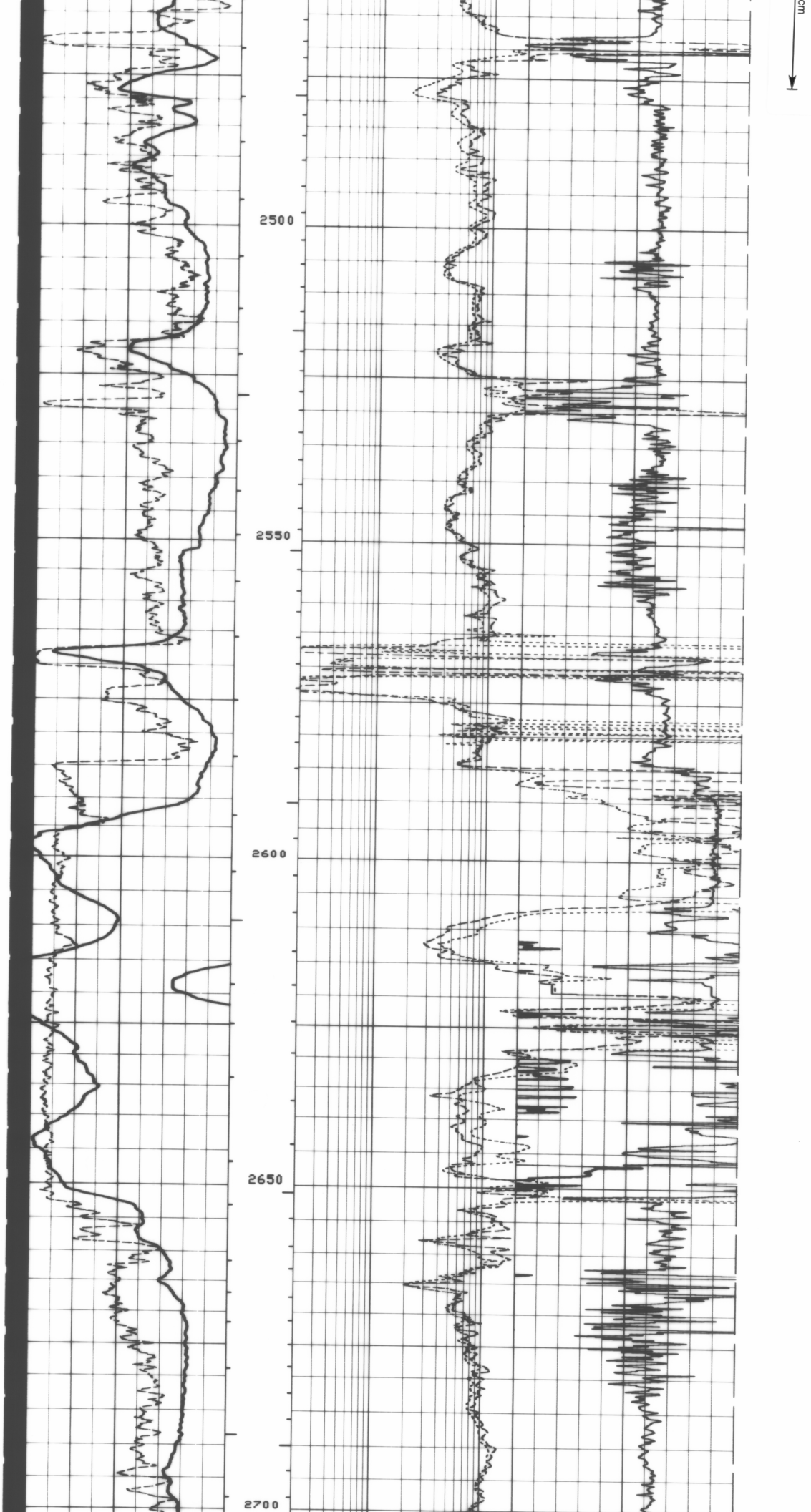

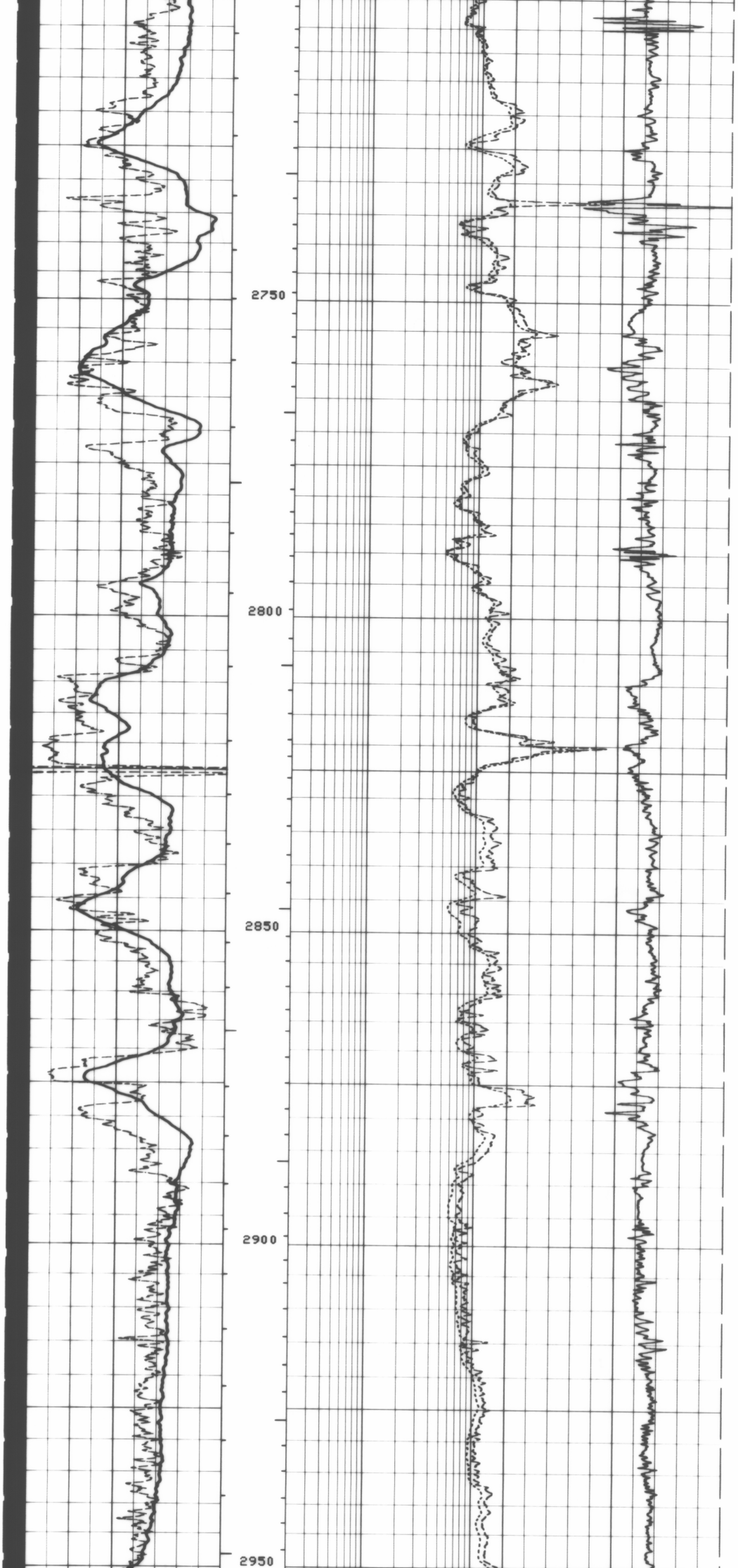

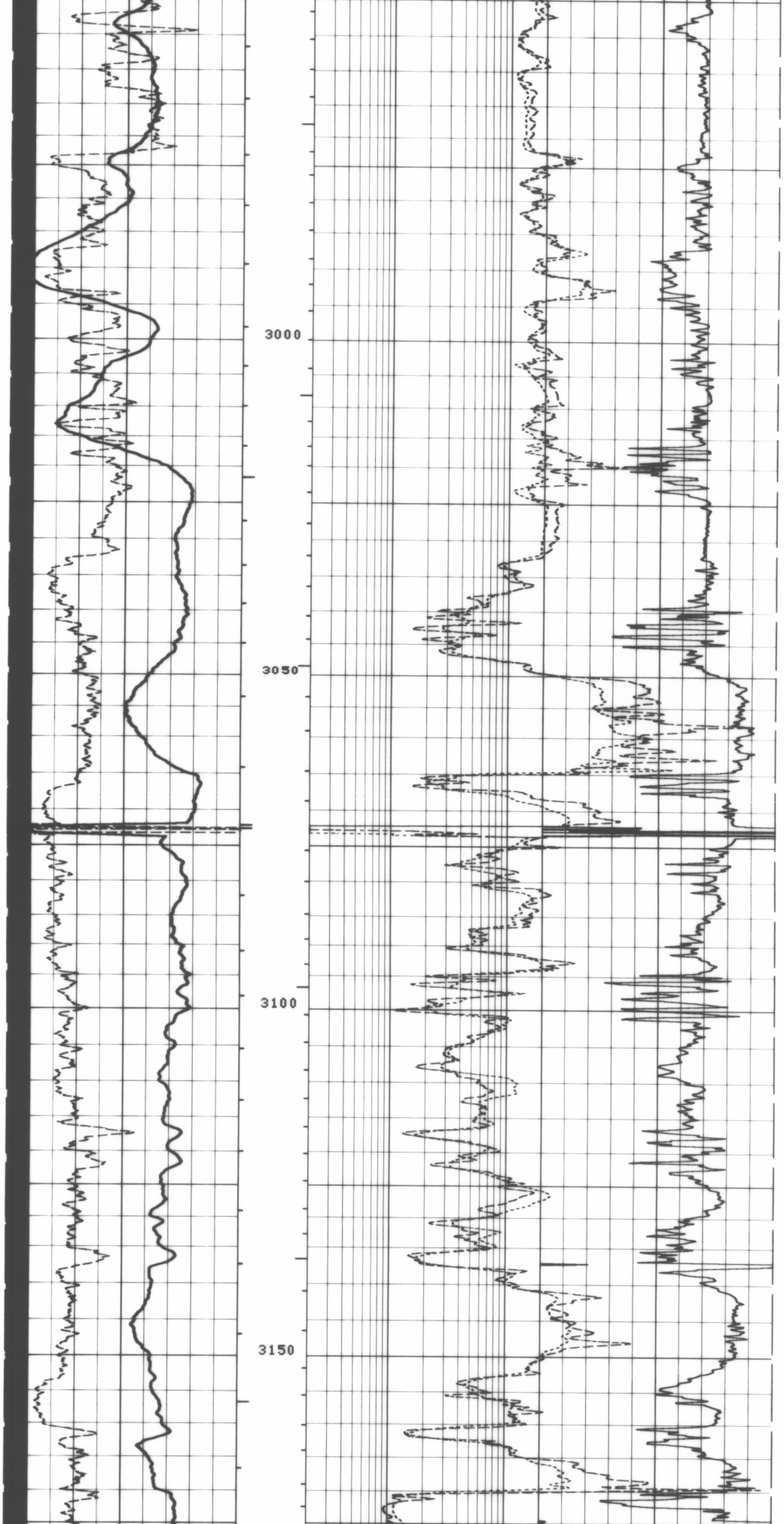

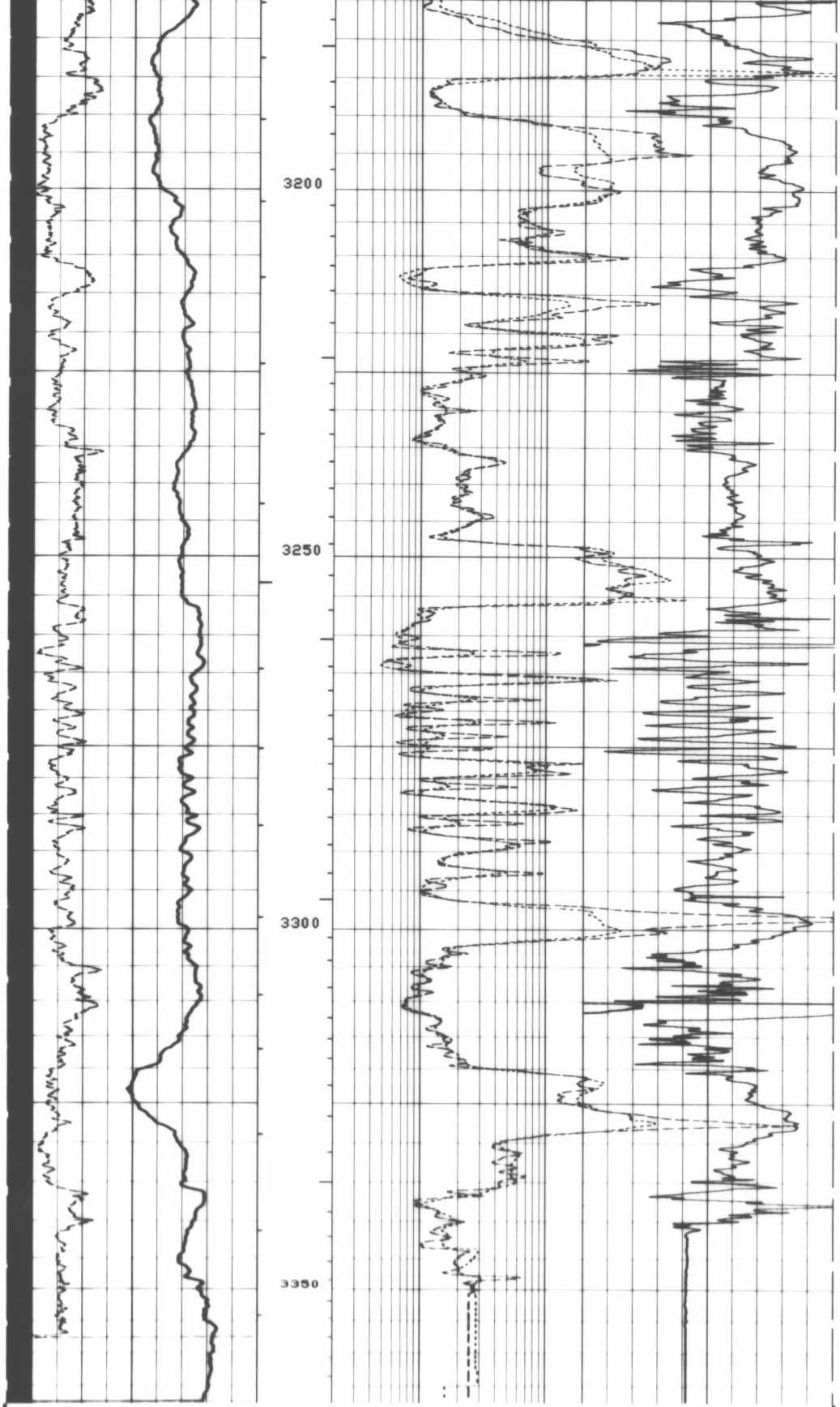

CP 28.2

FILE 102 23-AUG-85 00:31
DATA ACQUIRED 22-AUG-85 08:16

GR (GAPI)	0.0	150.00
SP (MV)	-110.0	-10.00
LC01	140.00	40.000
ILD (OHMM)	.20000	2000.0
SFLU(OHMM)	.20000	2000.0

SENSOR MEASURE POINT TO TOOL ZERO

SRAT	11.05	METER	AMPL	11.81	METER
TT1	11.51	METER	CBL	11.81	METER
TT3	10.67	METER	TT2	11.81	METER
TO	11.81	METER	TT4	10.36	METER
SLTT	11.81	METER	TT	11.81	METER
GR	9.02	METER	SCBL	11.81	METER
ILD	2.08	METER	CALI	18.01	METER
SP	.10	METER	SFL	1.93	METER
TENS	.10	METER	SPAR	.10	METER
CMSF	17.91	METER	I1	17.98	METER
NOIS	.10	METER			

```
                              PARAMETERS

      NAME   VALUE          UNIT                    NAME   VALUE          UNIT

      CDTS  100.000                                 SPFS  R-H
      DTF   189.000         US/F                    DTM   56.0000         US/F
      DSIN  5               US                      DDEL  200             US
      WMUD  8.00000         LB/G                    DWCO  512
      SBR   1.00000         OHMM                    DSEC  4.50000         MMHO
      BHS   OPEN                                    SPT   STAN
      DO    0.0             M                       BS    8.00000         IN
      PP    NORM

                            TAPE NOT MADE
```

```
  EVENT MARK SUMMARY:

  OUTPUT   INTERVAL         DEPTH TRACK
           BETWEEN PIPS     EDGE

  IHV      1.00000 M3       LEFT EDGE
  LC02     1000.00          RIGHT EDGE
```

5 cm

```
                          EXPERIMENTAL COMPUTATIONS

     LC01 = ( TT1 - TT2 ) / 2
```

```
                                                          LC01
                                                   140.00              40.000
        GR  (GAPI)                                    ILD (OHMM)
 0.0               150.00           .20000                               2000.0
        SP  (MV  )                                   SFLU(OHMM)
-110.0             -10.00           .20000                               2000.0
```

```
     CP 28.2            FILE  101        23-AUG-85 00:30
                        DATA ACQUIRED    22-AUG-85 08:04
```

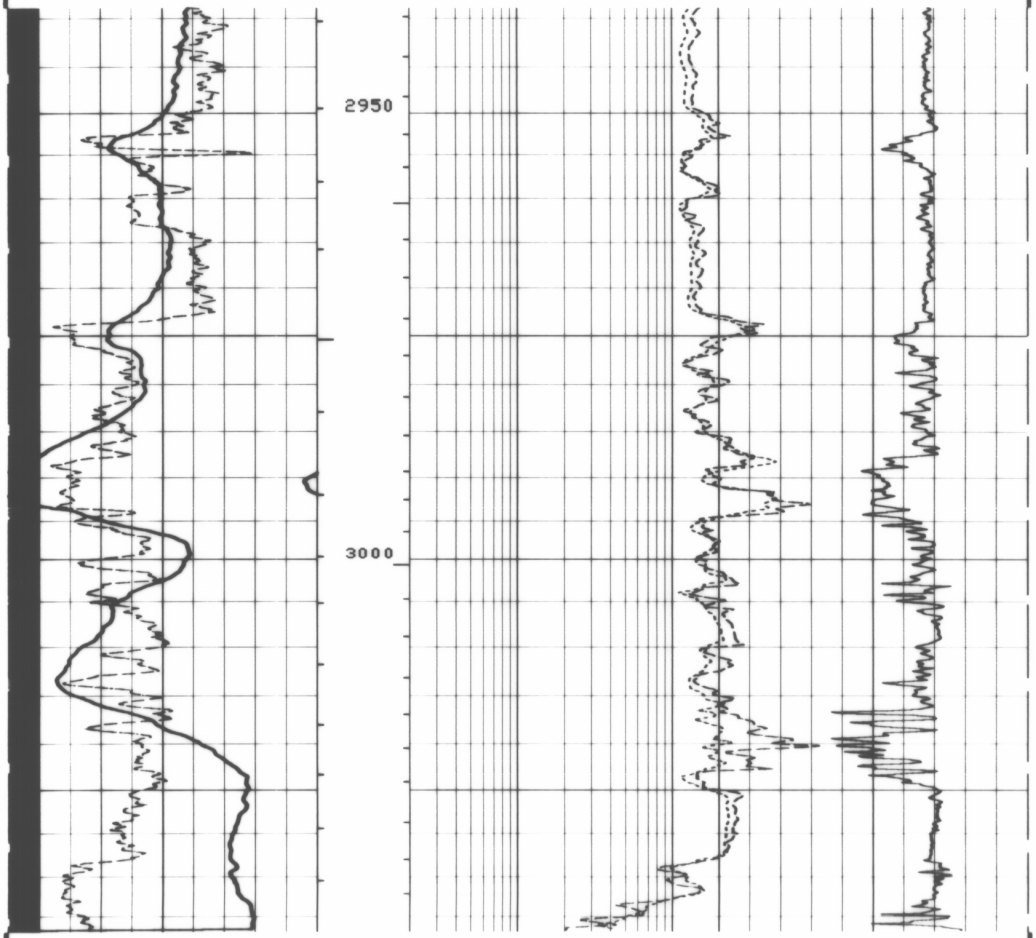

```
     CP 28.2            FILE  101        23-AUG-85 00:29
                        DATA ACQUIRED    22-AUG-85 07:54
```

```
                                                          LC01
                                                   140.00              40.000
        GR  (GAPI)                                    ILD (OHMM)
 0.0               150.00           .20000                               2000.0
        SP  (MV  )                                   SFLU(OHMM)
-110.0             -10.00           .20000                               2000.0
```

```
                     SENSOR MEASURE POINT TO TOOL ZERO

       SRAT  11.05 METER                        AMPL  11.81 METER
       TT1   11.51 METER                        CBL   11.81 METER
       TT3   10.67 METER                        TT2   11.81 METER
       TO    11.81 METER                        TT4   10.36 METER
       SLTT  11.81 METER                        TT    11.81 METER
       GR     9.02 METER                        SCBL  11.81 METER
       ILD    2.08 METER                        CALI  18.01 METER
       SP      .10 METER                        SFL    1.93 METER
       TENS    .10 METER                        SPAR    .10 METER
       CMSF  17.91 METER                        I1    17.98 METER
       NOIS    .10 METER
```

```
                              PARAMETERS

      NAME   VALUE          UNIT                    NAME   VALUE          UNIT

      CDTS  100.000                                 SPFS  R-H
      DTF   189.000         US/F                    DTM   56.0000         US/F
      DSIN  5               US                      DDEL  200             US
      WMUD  8.00000         LB/G                    DWCO  512
      SBR   1.00000         OHMM                    DSEC  4.50000         MMHO
      BHS   OPEN                                    SPT   STAN
```