```
PERMANENT DATUM:          MSL            ELEVATIONS-             PROGRAM
ELEV. OF PERM. DATUM:      0.0 M           KB:    11.0 M         TAPE NO:
LOG MEASURED FROM:        KB               DF:    10.4 M           28.2
    11.0 M     ABOVE PERM. DATUM           GL:   -79.6 M         SERVICE
DRLG. MEASURED FROM:      KB                                     ORDER NO:
                                                                   RFB 850801

DATE:              22 AUG 85
RUN NO:            3
```

```
DEPTH-DRILLER:        3347.0 M
DEPTH-LOGGER:         3351.0 M
BTM. LOG INTERVAL:    3350.0 M
TOP LOG INTERVAL:     1755.0 M

CASING-DRILLER:         399.0 M      1752.0 M          0.0 M
CASING-LOGGER:            0.0 M      1755.0 M          0.0 M
CASING:               20             13 3/8
   WEIGHT:            129.000 LB/F 72.0000 LB/F  0.0       LB/F
BIT SIZE:             26             17 1/2          12 1/4
   DEPTH:               399.0 M      1759.0 M        3347.0 M
```

```
-                                                                          -
TYPE FLUID IN HOLE:    FRESH WATER-AQUAGEL-POLYMER
DENSITY:                9.80 LB/G
VISCOSITY:             44.0 S
PH:                    11.0
FLUID LOSS:             9.0 C3
SOURCE OF SAMPLE:      FLOWLINE
RM:                     1.070 OHMM AT 23.0 DEGC
RMF:                     .838 OHMM AT 16.0 DEGC
RMC:                    1.370 OHMM AT 16.0 DEGC
SOURCE RMF/RMC:        PRESS /PRESS
RM AT BHT:               .335 OHMM AT 121. DEGC
RMF AT BHT:              .221 OHMM AT 121. DEGC
RMC AT BHT:              .362 OHMM AT 121. DEGC

TIME CIRC. STOPPED:    22:30 21/08
TIME LOGGER ON BTM.:   08:00 22/08

MAX. REC. TEMP:        121.0 DEGC

LOGGING UNIT NO:         65
LOGGING UNIT LOC:      SEA
RECORDED BY:           OLIVIER BOUBE
WITNESSED BY:          G.M. KJELLGREN
```

```
REMARKS:

PRELIMINARY LOG, MADE FROM TRANSMITTED DATA.
LC01 IS UNCOMPENSATED SONIC DT.
LC02 IS INTEGRATED TRANSIT TIME ( IN MICROSECONDS ).
ITT ( = LC02 ) PIPS ARE ON RIGHT OF DEPTH TRACK.
TOOL STRING RUN WITH SWIVEL HEAD.
CYCLE SKIP DUE TO WASHED-OUT AND RUGOSE HOLE.
SECTIONS REPEATED AT 2551 AND 2411 METERS.
THERMOMETERS READING : 121,121,122 DEGC.
```

```
EQUIPMENT NUMBERS-

NSM-A 2992       MRM-AB 3883      SLM-DA 1831      IEM-BE 1964
SRE-CB 866       DRS-B 858        SRA-A 885        SLC-KB 1959
SLS-RD 2186      SGC-JC 3599      IRC-QB 1725      IRS-VA 812
```

ALL INTERPRETATIONS ARE OPINIONS BASED ON INFERENCES FROM ELECTRICAL OR OTHER MEASUREMENTS AND WE CANNOT, AND DO NOT GUARANTEE THE ACCURACY OR CORRECTNESS OF ANY INTERPRETATIONS, AND WE SHALL NOT, EXCEPT IN THE CASE OF GROSS OR WILLFUL NEGLIGENCE ON OUR PART, BE LIABLE OR RESPONSIBLE FOR ANY LOSS, COSTS, DAMAGES OR EXPENSES INCURRED OR SUSTAINED BY ANYONE RESULTING FROM ANY INTERPRETATION MADE BY ANY OF OUR OFFICERS, AGENTS OR EMPLOYEES. THESE INTERPRETATIONS ARE ALSO SUBJECT TO OUR GENERAL TERMS AND CONDITIONS AS SET OUT IN OUR CURRENT PRICE SCHEDULE.

```
   CP 28.2            FILE  102        23-AUG-85 00:39
                      DATA ACQUIRED    22-AUG-85 11:26
```

```
EVENT MARK SUMMARY:

OUTPUT  INTERVAL        DEPTH TRACK
        BETWEEN PIPS    EDGE

IHV     1.00000 M3      LEFT EDGE
LC02    1000.00         RIGHT EDGE
```

```
                        EXPERIMENTAL COMPUTATIONS

   LC01 = ( TT1 - TT2 ) / 2
```

```
                                                              LC01
                                                   140.00              40.000
      GR  (GAPI)                                     ILD (OHMM)
0.0                150.00          .20000                                2000.0
      SP  (MV  )                                     SFLU(OHMM)
-110.0             -10.00          .20000                                2000.0
```

CP 28.2 FILE 102 23-AUG-85 00:39
DATA ACQUIRED 22-AUG-85 11:26

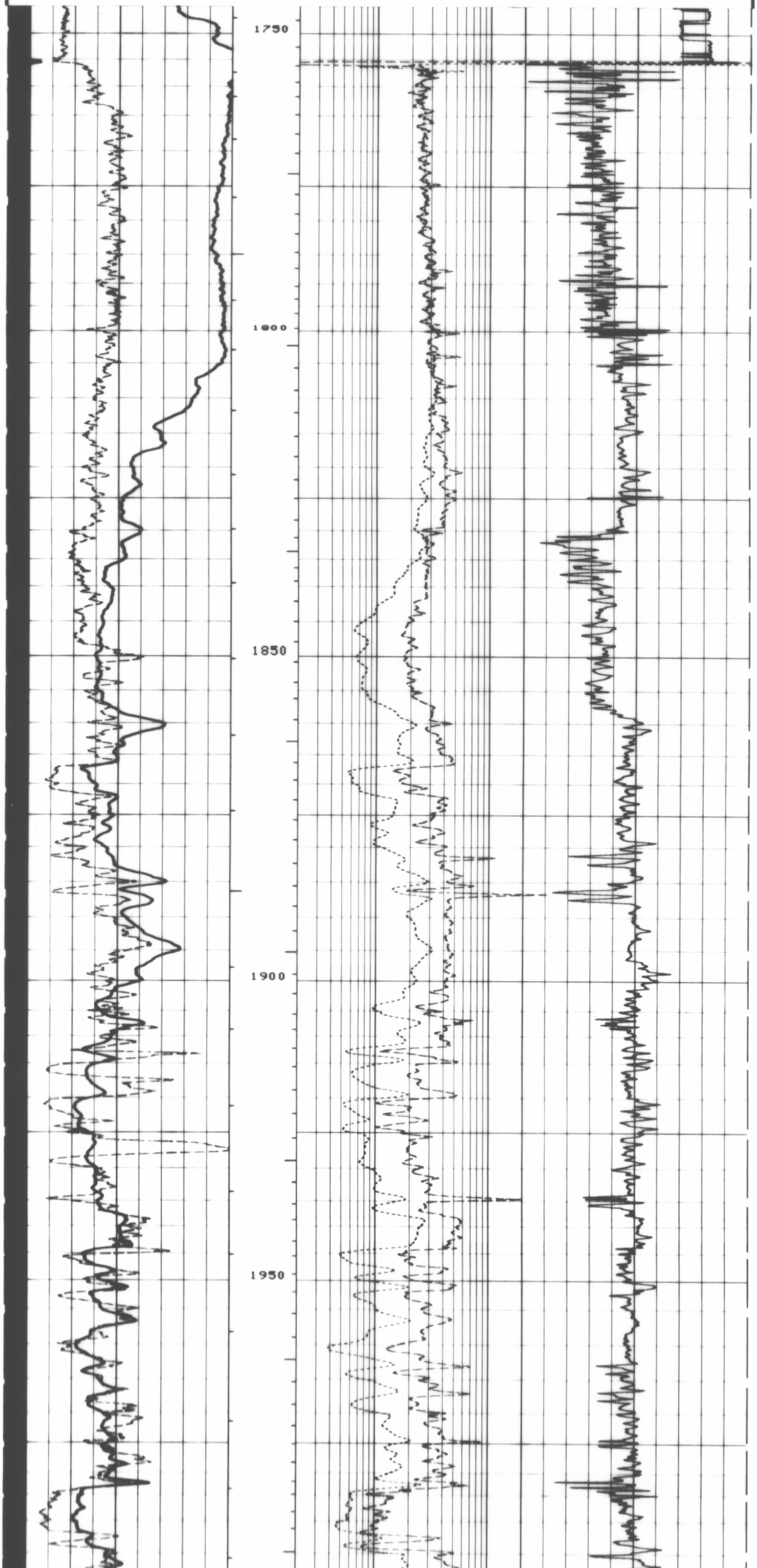

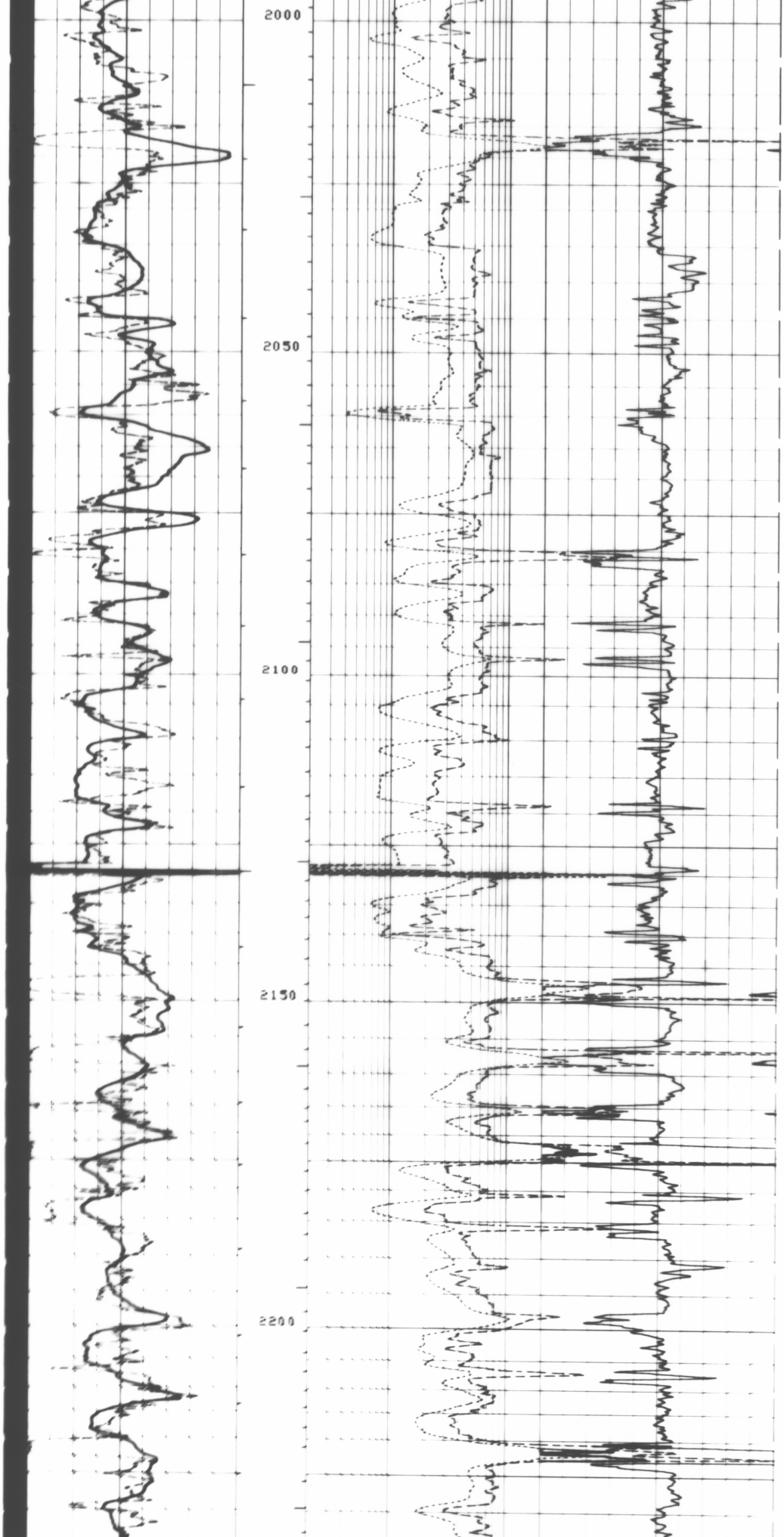

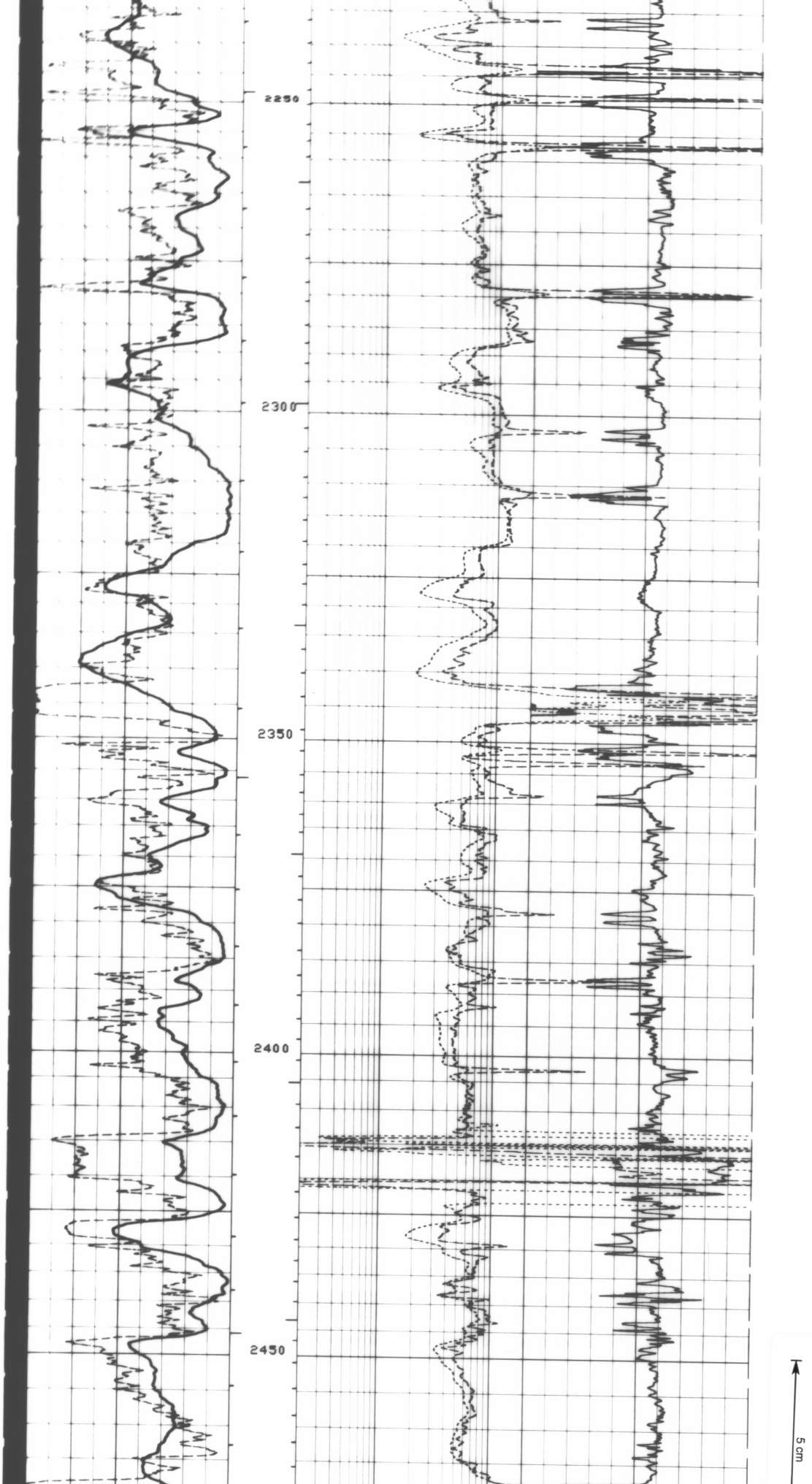

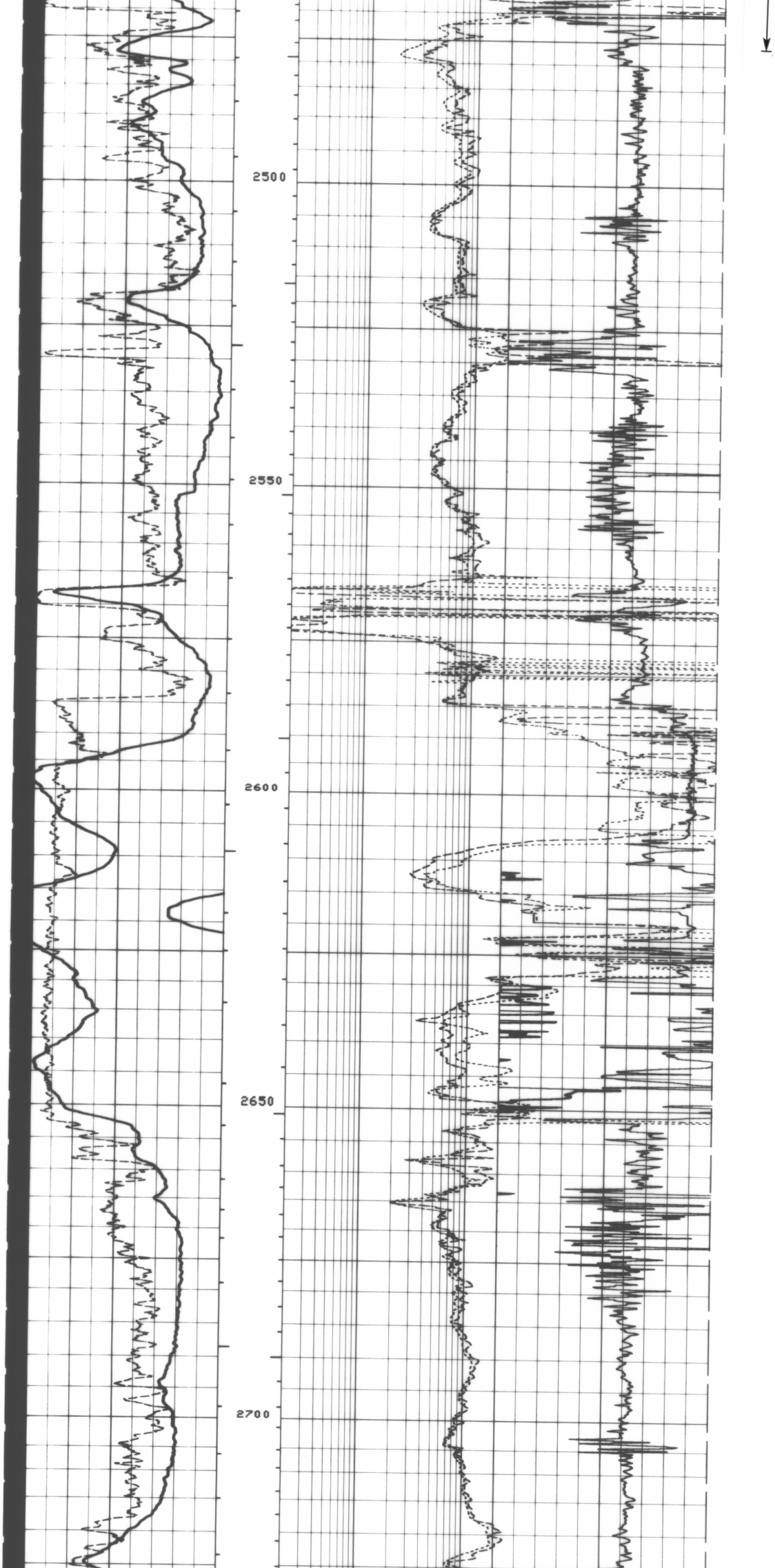

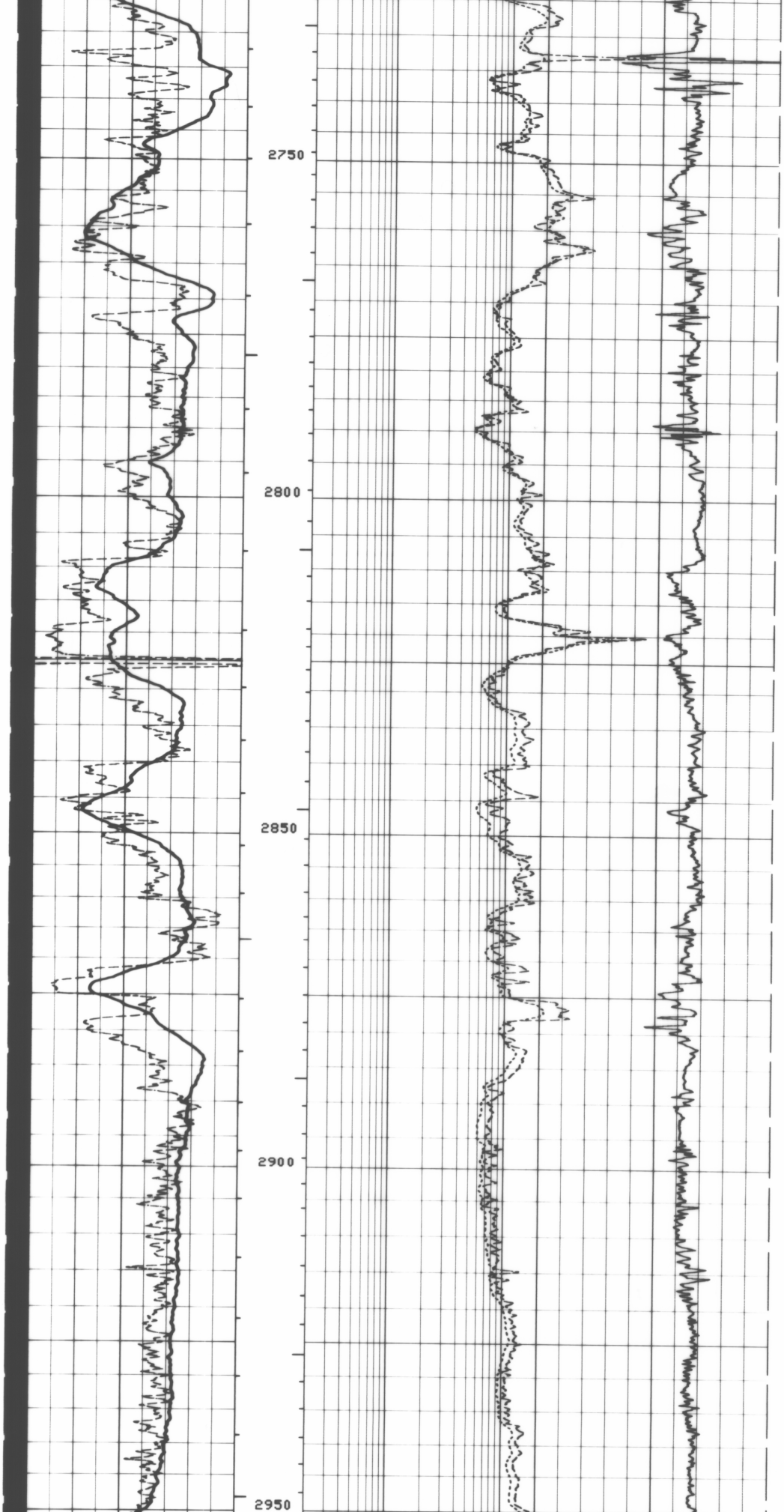

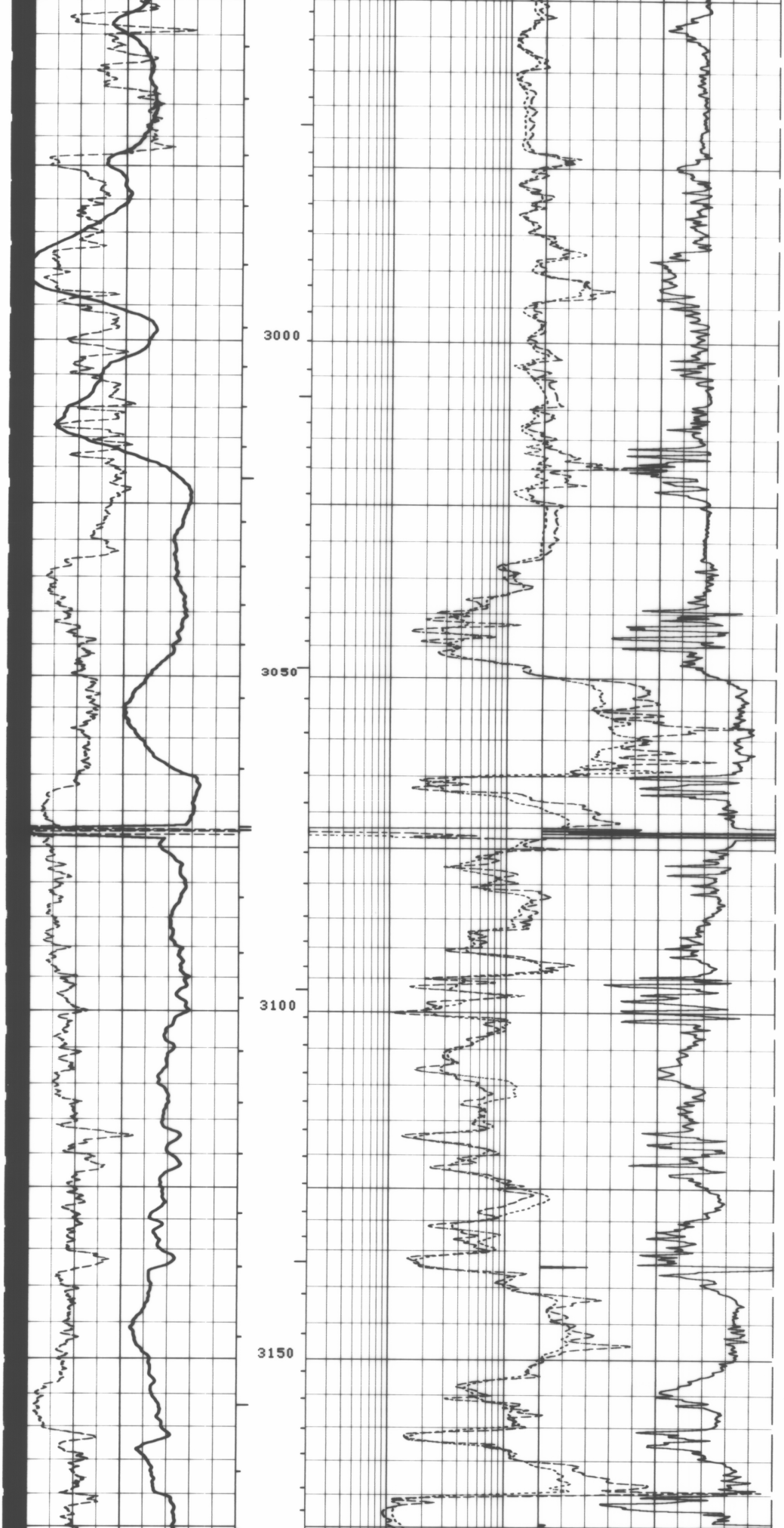

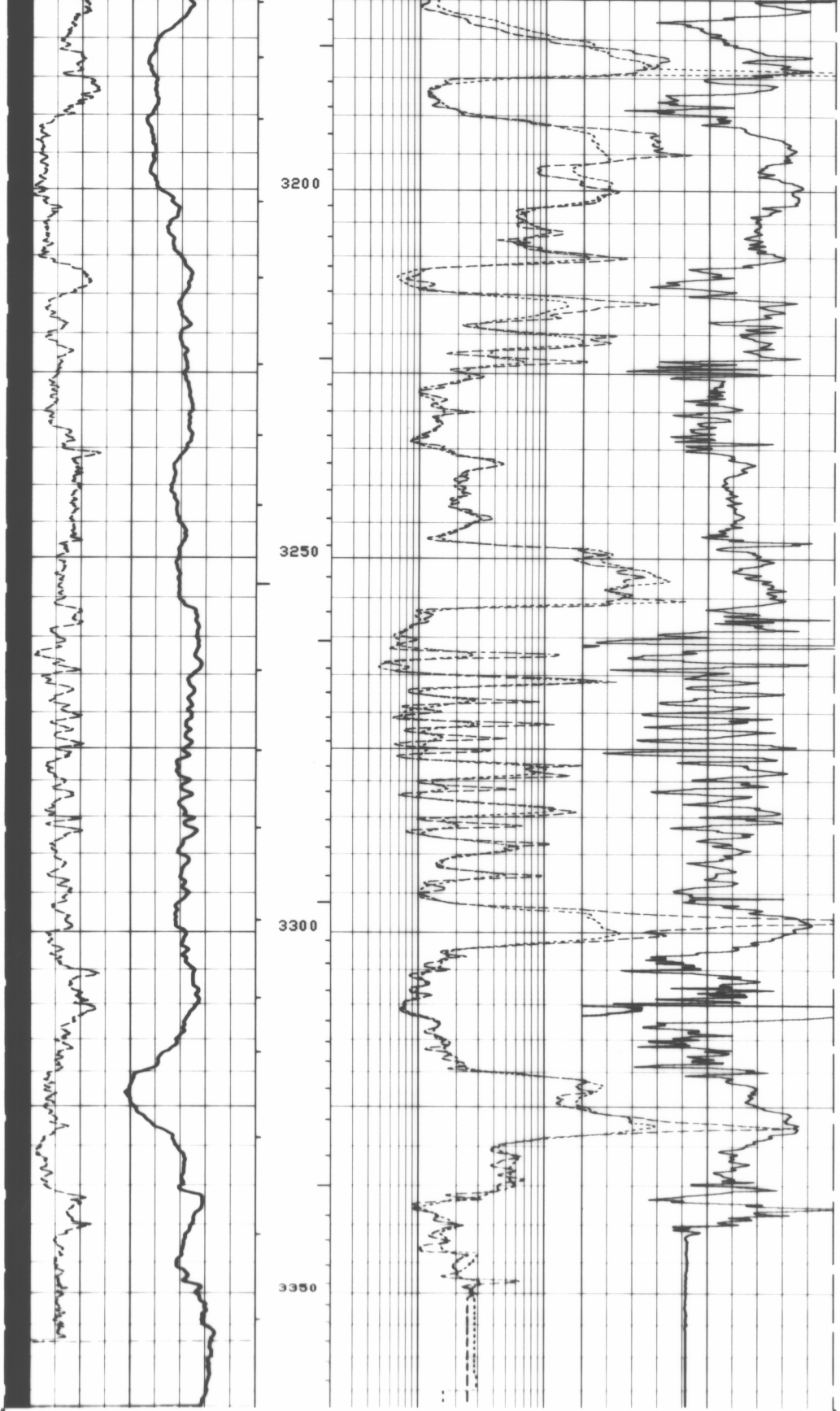

```
CP 28.2              FILE  102        23-AUG-85 00:31
                     DATA ACQUIRED    22-AUG-85 08:16
```

```
                                                      LC01
                                                 140.00          40.000
      GR   (GAPI)                                ILD (OHMM)
0.0                150.00     .20000                             2000.0
      SP   (MV   )                               SFLU(OHMM)
-110.0             -10.00     .20000                             2000.0
```

```
                 SENSOR MEASURE POINT TO TOOL ZERO

        SMAT  11.05 METER                 AMPL  11.81 METER
        TT1   11.51 METER                 CBL   11.81 METER
        TT3   10.67 METER                 TT2   11.81 METER
        TO    11.81 METER                 TT4   10.36 METER
        SLTT  11.81 METER                 TT    11.81 METER
        GR     9.02 METER                 SCBL  11.81 METER
        ILD    2.08 METER                 CALI  18.01 METER
        SP      .10 METER                 SFL    1.93 METER
        TENS    .10 METER                 SPAR    .10 METER
        CMSF  17.91 METER                 I1    17.98 METER
        NOIS    .10 METER
```

PARAMETERS

NAME	VALUE	UNIT	NAME	VALUE	UNIT
CDTS	100.000		SPFS	R-H	
DTF	100.000	US/F	DTM	56.0000	US/F
DSIN	5	US	DDEL	200	US
WMUD	8.00000	LB/G	DWCO	512	
SBR	1.00000	OHMM	DSEC	4.50000	MMHO
BHS	OPEN		SPT	STAN	
DO	0.0	M	BS	8.00000	IN
PP	NORM				

TAPE NOT MADE

EVENT MARK SUMMARY:

OUTPUT	INTERVAL BETWEEN PIPS	DEPTH TRACK EDGE
IHV	1.00000 M3	LEFT EDGE
LC02	1000.00	RIGHT EDGE

5 cm

EXPERIMENTAL COMPUTATIONS

LC01 = (TT1 - TT2) / 2

LC01 140.00 40.000

GR (GAPI) 0.0 150.00

SP (MV) -110.0 -10.00

ILD (OHMM) .20000 2000.0

SFLU(OHMM) .20000 2000.0

CP 28.2 FILE 101 23-AUG-85 00:30
DATA ACQUIRED 22-AUG-85 08:04

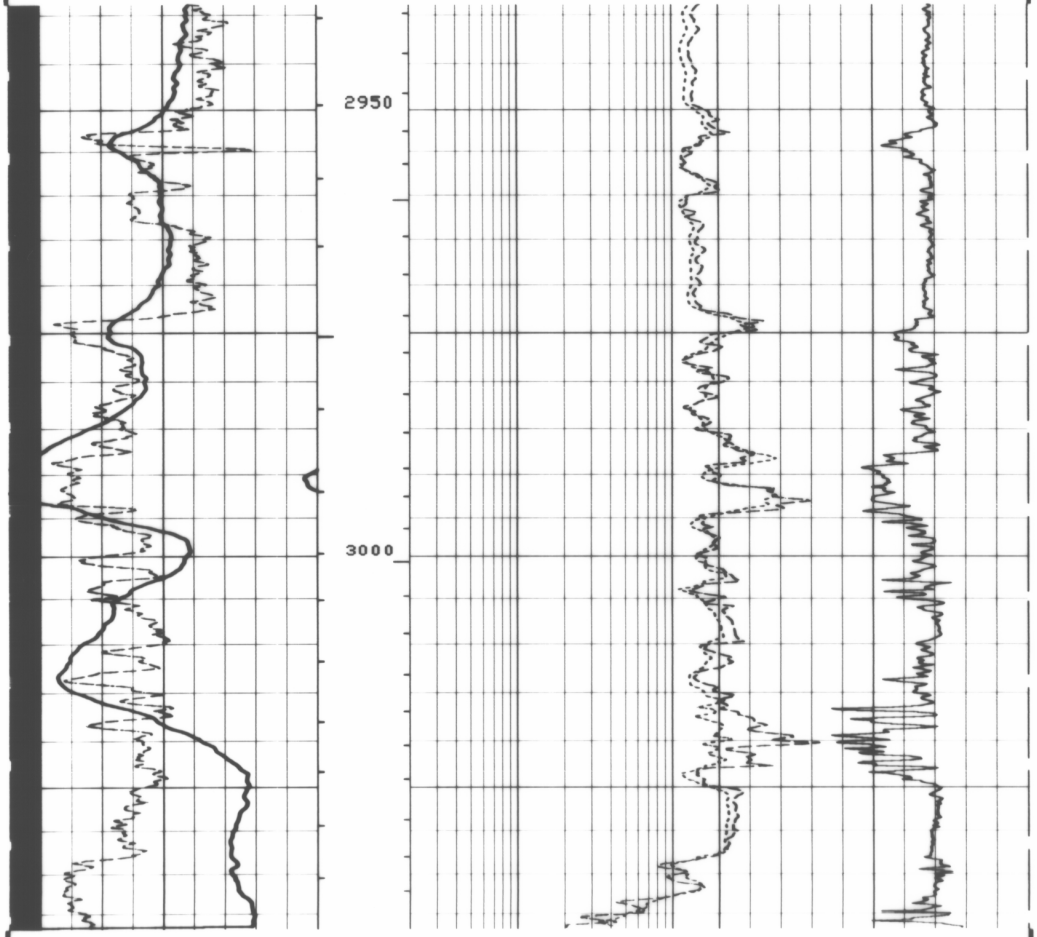

CP 28.2 FILE 101 23-AUG-85 00:29
DATA ACQUIRED 22-AUG-85 07:54

LC01 140.00 40.000

GR (GAPI) 0.0 150.00

SP (MV) -110.0 -10.00

ILD (OHMM) .20000 2000.0

SFLU(OHMM) .20000 2000.0

SENSOR MEASURE POINT TO TOOL ZERO

SRAT	11.05	METER	AMPL	11.81	METER
TT1	11.51	METER	CBL	11.81	METER
TT3	10.67	METER	TT2	11.81	METER
TO	11.81	METER	TT4	10.36	METER
SLTT	11.81	METER	TT	11.81	METER
GR	9.02	METER	SCBL	11.81	METER
ILD	2.08	METER	CALI	18.01	METER
SP	.10	METER	SFL	1.93	METER
TENS	.10	METER	SPAR	.10	METER
CMSF	17.91	METER	I1	17.98	METER
NOIS	.10	METER			

PARAMETERS

NAME	VALUE	UNIT	NAME	VALUE	UNIT
CDTS	100.000		SPFS	R-H	
DTF	189.000	US/F	DTM	56.0000	US/F
DSIN	5	US	DDEL	200	US
WMUD	8.00000	LB/G	DWCO	512	
SBR	1.00000	OHMM	DSEC	4.50000	MMHO
BHS	OPEN		SPT	STAN	
DO	0.0	M	BS	8.00000	IN
PP	NORM				

TAPE NOT MADE

Schlumberger

ISF-BHC-GR YOLLA#1 SUITE#3 1/500

CSU Field Log