Attachment 43 OR 0310

Schlumberger

SQUEEZE PACKER 1205 MTRS

CSU Field Log

COMPANY: AMOCO AUSTRALIA PETROLEUM CO.
WELL: YOLLA #1
FIELD: WILDCAT
RIG .: R F BAUER
STATE: TASMANIA
NATION: AUSTRALIA
LOCATION: BASS STRAIT - OFFSHORE TAS

SEC: TWP: RGE:
LATITUDE: 039 50 18.96 S
LONGITUDE: 145 48 21.2 E

PERMANENT DATUM: MSL
ELEV. OF PERM. DATUM:
LOG MEASURED FROM: KB
10.9 M ABOVE PERM. DATUM
DRLG. MEASURED FROM: KB

ELEVATIONS-
KB: 10.9 M
DF: 10.3 M
GL: -79.5 M

OTHER SERVICES-
PUNCHER

PROGRAM
TAPE NO:
26.4
SERVICE
ORDER NO:
RFB 851003

DATE: 7 OCT 85
RUN NO: 2

DEPTH-DRILLER: 1807.0 M
DEPTH-LOGGER: 1807.0 M
BTM. LOG INTERVAL: 1215.0 M
TOP LOG INTERVAL: 1180.0 M

CASING-DRILLER:	399 M	1752 M	
CASING-LOGGER:		1755 M	
CASING:	20	13 3/8	9 5/8
WEIGHT:	129.0 LB/F	72.00 LB/F	48.000 LB/F
BIT SIZE:	26	17 1/2	12 1/4
DEPTH:	399 M	1759 M	1982 M

LOGGING UNIT NO: 65
LOGGING UNIT LOC: VEA
RECORDED BY: G HIXON
WITNESSED BY: C.H.WAGNER

REMARKS:

SQUEEZE PACKER SET AT 1205 MTRS
CCL TO CENTRE OF PACKER = 3.1 MTRS

EQUIPMENT NUMBERS-

CAL B 3934 SHM AA 404

ALL INTERPRETATIONS ARE OPINIONS BASED ON INFERENCES FROM ELECTRICAL OR OTHER MEASUREMENTS AND WE CANNOT, AND DO NOT GUARANTEE THE ACCURACY OR CORRECTNESS OF ANY INTERPRETATIONS, AND WE SHALL NOT, EXCEPT IN THE CASE OF GROSS OR WILLFUL NEGLIGENCE ON OUR PART, BE LIABLE OR RESPONSIBLE FOR ANY LOSS, COSTS, DAMAGES OR EXPENSES INCURRED OR SUSTAINED BY ANYONE RESULTING FROM ANY INTERPRETATION MADE BY ANY OF OUR OFFICERS, AGENTS OR EMPLOYEES. THESE INTERPRETATIONS ARE ALSO SUBJECT TO OUR GENERAL TERMS AND CONDITIONS AS SET OUT IN OUR CURRENT PRICE SCHEDULE.

CP 26.4 FILE 0

MRE	-17.00	3.0000					
MLE	-17.00	3.0000	GS2	-10.00	10.000	TENS(LB)	0.0 2000.0
MDL	-17.00	3.0000	GS1	-10.00	10.000	CCL	-11.00 9.0000

SCALE CHANGES

-11.00	CCL	9.0000	
-17.00	1201	3.0000	

CP 26.4 FILE 0

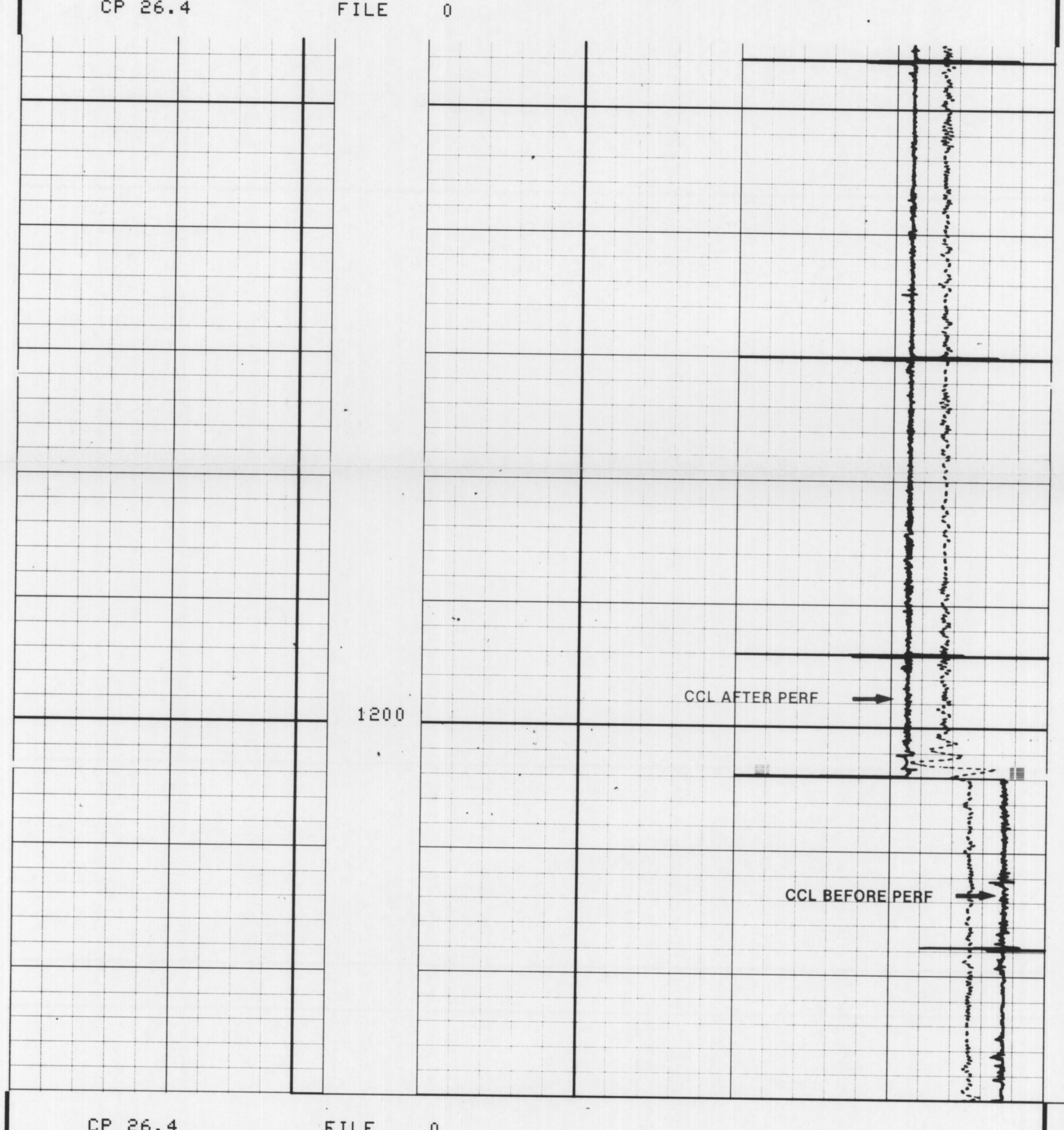

CP 26.4 FILE 0

MRE	-17.00	3.0000					
MLE	-17.00	3.0000	GS2	-10.00	10.000	TENS(LB)	0.0 2000.0
MDL	-17.00	3.0000	GS1	-10.00	10.000	CCL	-17.00 3.0000

SENSOR MEASURE POINT TO TOOL ZERO

CCL 0.0 METER TENS 0.0 METER

PARAMETERS

NAME	VALUE	UNIT	NAME	VALUE	UNIT
BS	12.2500	IN	BHS	CASE	

MRE	-17.00	3.0000					
MLE	-17.00	3.0000					
MDL	-17.00	3.0000	GS2	-10.00	10.000		
CCL	-17.00	3.0000	GS1	-10.00	10.000	TENS(LB)	0.0 2000.0

CP 26.4 FILE 0

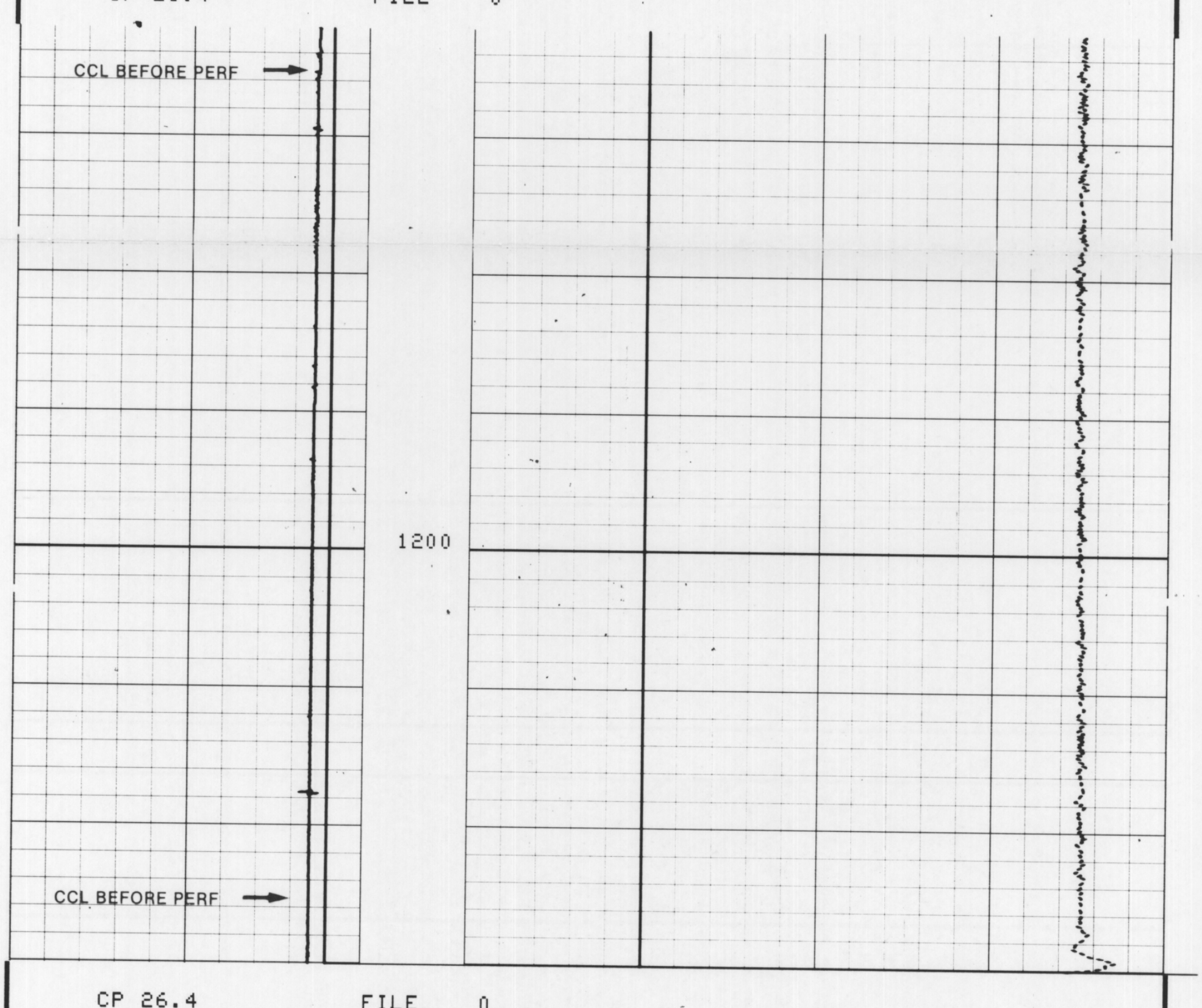

CP 26.4 FILE 0

MRE	-17.00	3.0000					
MLE	-17.00	3.0000					
MDL	-17.00	3.0000	GS2	-10.00	10.000		
CCL	-17.00	3.0000	GS1	-10.00	10.000	TENS(LB)	0.0 2000.0

SENSOR MEASURE POINT TO TOOL ZERO

CCL 0.0 METER TENS 0.0 METER

PARAMETERS

NAME	VALUE	UNIT	NAME	VALUE	UNIT
BS	12.2500	IN	BHS	CASE	

MRE	-17.00	3.0000					
MLE	-17.00	3.0000					
MDL	-17.00	3.0000	GS2	-10.00	10.000		
CCL	-17.00	3.0000	GS1	-10.00	10.000	TENS(LB)	0.0 2000.0

CP 26.4 FILE 0

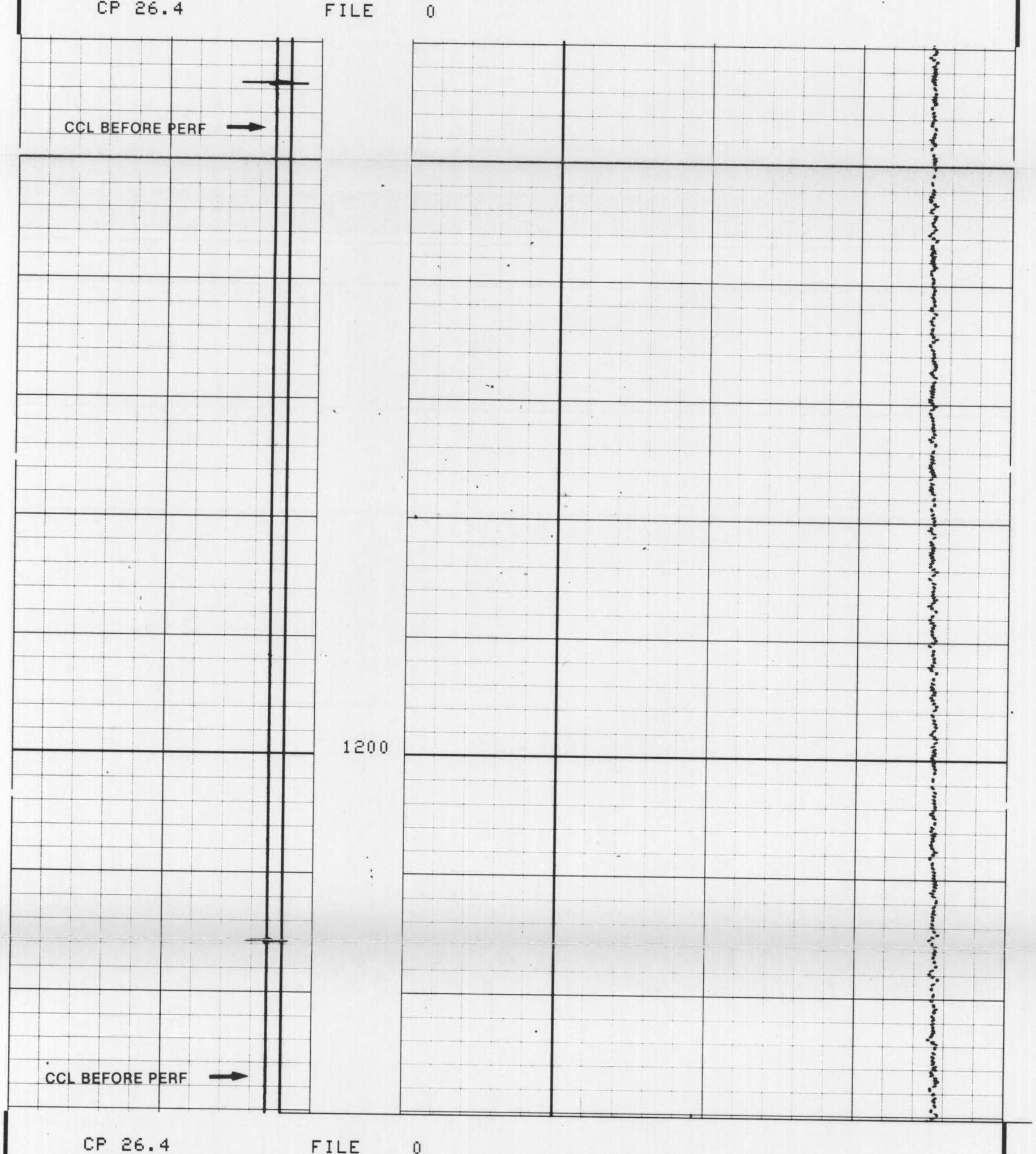

CP 26.4 FILE 0

MRE	-17.00	3.0000					
MLE	-17.00	3.0000					
MDL	-17.00	3.0000	GS2	-10.00	10.000		
CCL	-17.00	3.0000	GS1	-10.00	10.000	TENS(LB)	0.0 2000.0

SENSOR MEASURE POINT TO TOOL ZERO

CCL 0.0 METER TENS 0.0 METER

PARAMETERS

NAME	VALUE	UNIT	NAME	VALUE	UNIT
BS	12.2500	IN	BHS	CASE	

Schlumberger

TUBING PUNCHER 1222.0 MTRS

CSU Field Log

REMARKS:

TUBING PUNCHER SHOT FROM 1222.0 TO 1222.6 MTRS
DISTANCE CCL TO TOP SHOT: 1.1 MTRS
SHOT: 7 CHARGES IN 1 9/16 INCH SCALLOP CARRIER
SHOT DENSITY: 4SPF PHASING: ZERO DEGREES

EQUIPMENT NUMBERS-

CCL-L 1123 SHM AA 404

CP 26.4 FILE 0

MRE	-17.00	3.0000	GS2	-10.00	10.000		
MLE	-17.00	3.0000	GS1	-10.00	10.000		
MDL	-17.00	3.0000	CCL	-11.00	9.0000	TENS(LB)	0.0 2000.0

CP 26.4 FILE 0

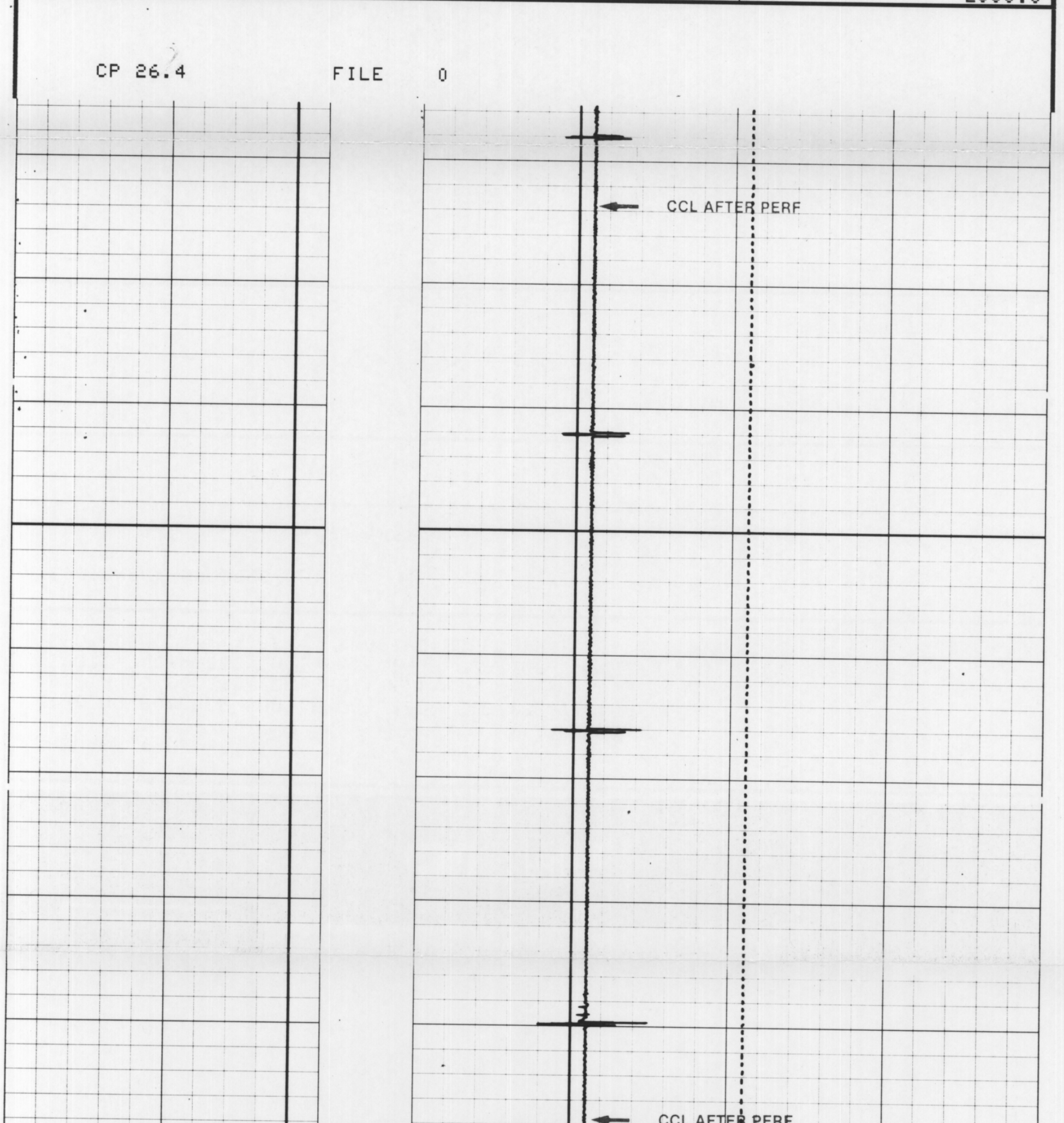

CP 26.4 FILE 0

MRE	-17.00	3.0000	GS2	-10.00	10.000		
MLE	-17.00	3.0000	GS1	-10.00	10.000		
MDL	-17.00	3.0000	CCL	-11.00	9.0000	TENS(LB)	0.0 2000.0

SENSOR MEASURE POINT TO TOOL ZERO

CCL 0.0 METER TENS 0.0 METER

PARAMETERS

NAME	VALUE	UNIT	NAME	VALUE	UNIT
BS	12.2500	IN	BHS	CASE	

MRE	-17.00	3.0000					
MLE	-17.00	3.0000	GS2	-10.00	10.000	TENS(LB)	0.0 2000.0
MDL	-17.00	3.0000	GS1	-10.00	10.000	CCL	-31.00 9.0000

SCALE CHANGES

-31.00	CCL	9.0000	
-37.00	1220	3.0000	

CP 26.4 FILE 0

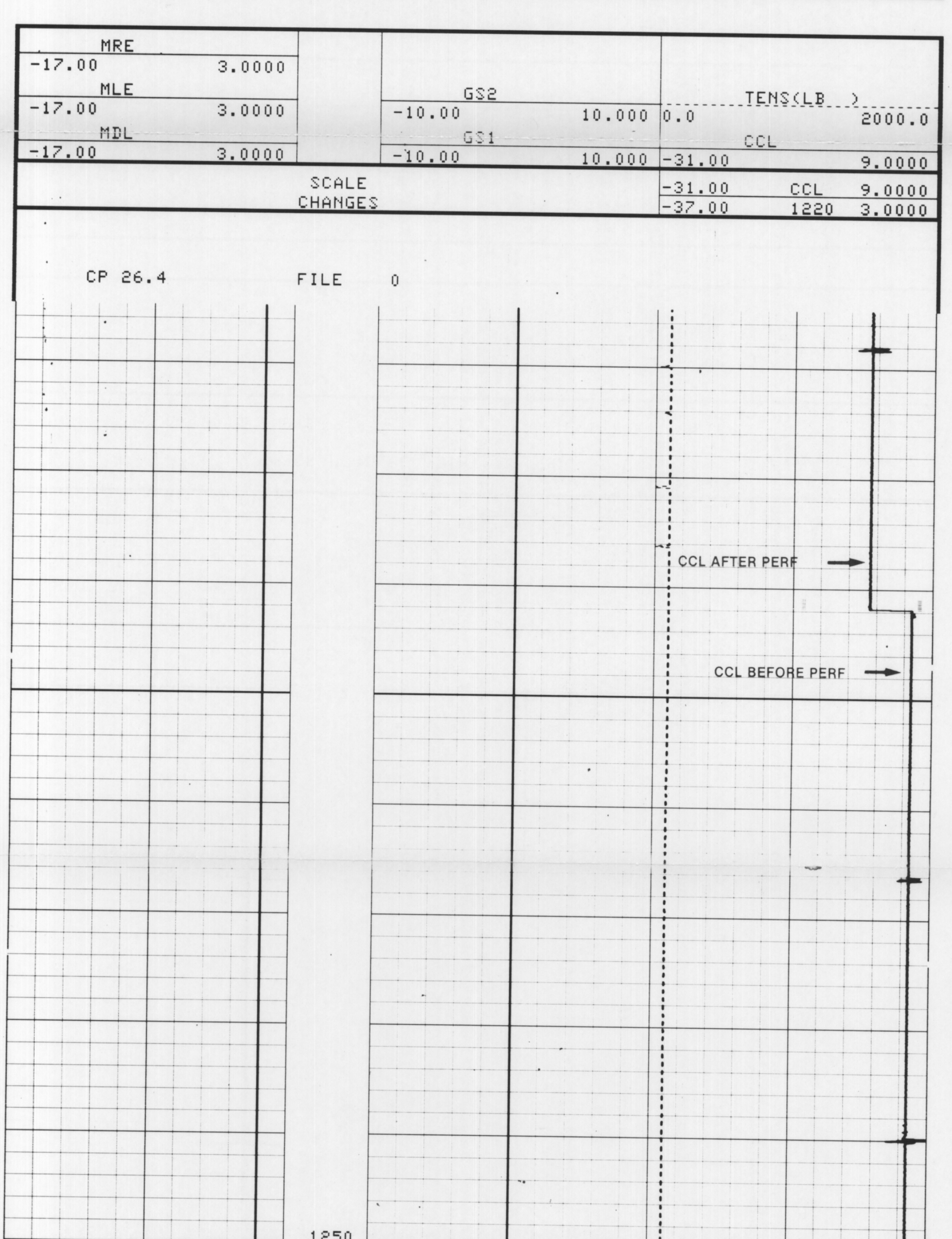

CP 26.4 FILE 0

MRE	-17.00	3.0000					
MLE	-17.00	3.0000	GS2	-10.00	10.000	TENS(LB)	0.0 2000.0
MDL	-17.00	3.0000	GS1	-10.00	10.000	CCL	-37.00 3.0000

SENSOR MEASURE POINT TO TOOL ZERO

CCL 0.0 METER TENS 0.0 METER

PARAMETERS

NAME	VALUE	UNIT	NAME	VALUE	UNIT
BS	12.2500	IN	BHS	CASE	

MRE	-17.00	3.0000					
MLE	-17.00	3.0000					
MDL	-17.00	3.0000	GS2	-10.00	10.000		
CCL	-17.00	3.0000	GS1	-10.00	10.000	TENS(LB)	0.0 2000.0

CP 26.4 FILE 0

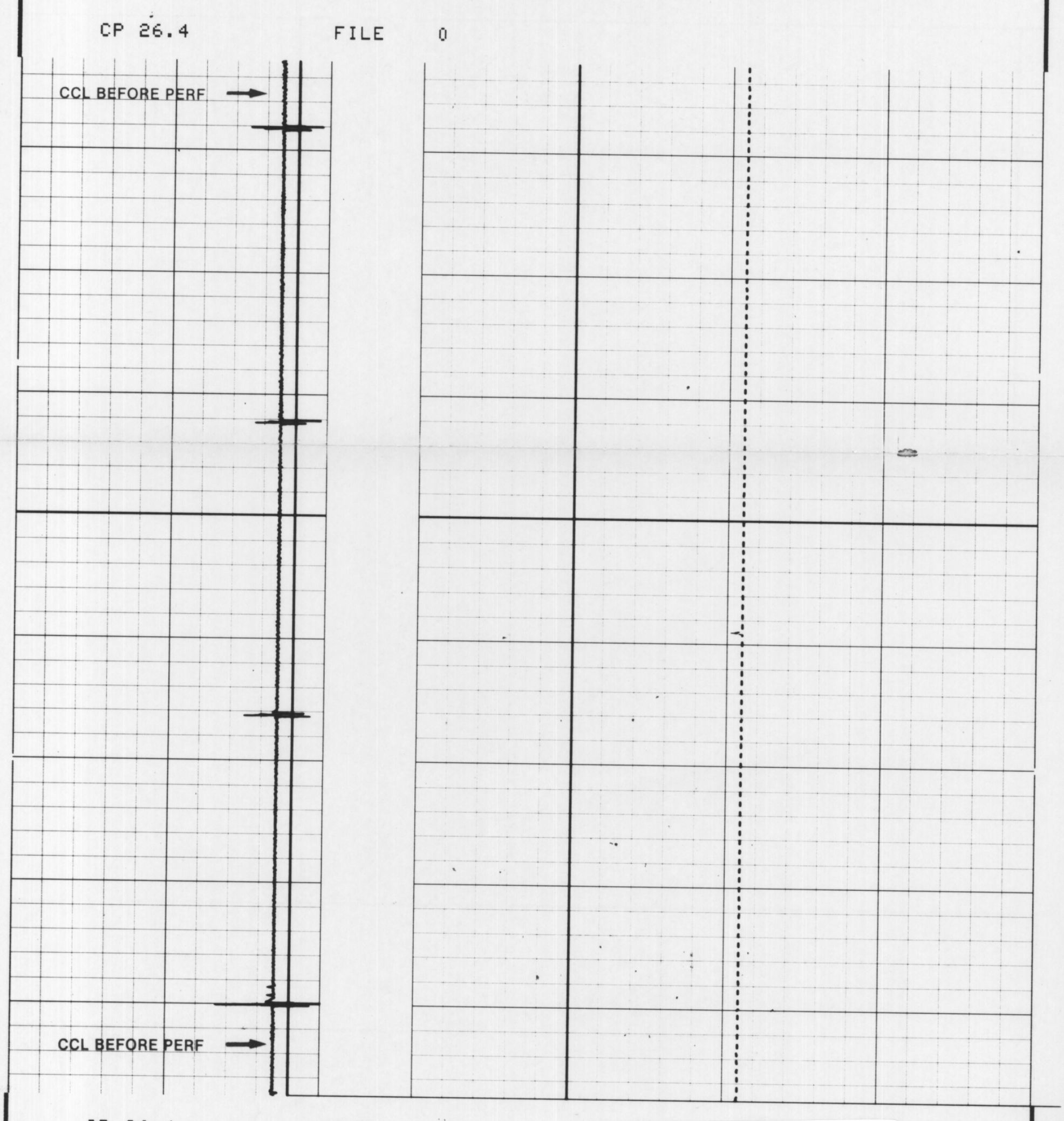

CP 26.4 FILE 0

MRE	-17.00	3.0000					
MLE	-17.00	3.0000					
MDL	-17.00	3.0000	GS2	-10.00	10.000		
CCL	-17.00	3.0000	GS1	-10.00	10.000	TENS(LB)	0.0 2000.0

SENSOR MEASURE POINT TO TOOL ZERO

CCL 0.0 METER TENS 0.0 METER

PARAMETERS

NAME	VALUE	UNIT	NAME	VALUE	UNIT
BS	12.2500	IN	BHS	CASE	