OR-331A

329018

Schlumberger

RFT-HP-GR SUITE #3 RUN #1

CSU Field Log

COMPANY:	AMOCO AUSTRALIA PETROLEUM CO.
WELL:	TILANA #1
FIELD:	WILDCAT
RIG :	DIAMOND M EPOC
SLAB:	TASMANIA
NATION:	AUSTRALIA
LOCATION:	SHOT POINT 5199 , LINE 871-A-50
LATITUDE:	039 53'36.96"S
LONGITUDE:	145 58'42.2" E
PERMANENT DATUM:	MSL
ELEV. OF PERM. DATUM:	
LOG MEASURED FROM:	KB
22.3 M ABOVE PERM. DATUM	
DRLG. MEASURED FROM:	KB
DATE:	31 OCT 85
RUN NO:	1

ELEVATIONS-
KB: 22.3 M
DF: 22.0 M
GL: -79.9 M

DEPTH-DRILLER:	3900.3 M	
DEPTH-LOGGER:	3902.0 M	
BTM. LOG INTERVAL:	3226.4 M	
TOP LOG INTERVAL:	2884.0 M	
CASING-DRILLER:	413.0 M	1651.0 M
CASING-LOGGER:	413.0 M	1651.5 M
CASING:	20 IN.	13 3/8 IN.
WEIGHT:	133.000 LB/F	68.0000 LB/F
BIT SIZE:	26 IN.	17 1/2 IN.
DEPTH:	416.0 M	1661.0 M

12 1/4 IN.
3900.3 M

OTHER SERVICES-
LDL-CNL-GR
HDT
WST
CST-GR
SLT
ISF-MSFL-GR

PROGRAM
TAPE NO:
28.2
SERVICE
ORDER NO:
DME851001

TYPE FLUID IN HOLE:	F/WATER-GEL-POLYMER
DENSITY:	9.90 LB/G
VISCOSITY:	47.0 S
PH:	11.6
FLUID LOSS:	5.3 C3
SOURCE OF SAMPLE:	FLOWLINE
RM:	.357 OHMM AT 95.0 DEGF
RMF:	.309 OHMM AT 72.0 DEGF
RMC:	.760 OHMM AT 70.0 DEGF
SOURCE RMF/RMC:	PRESS /PRESS
RM AT BHT:	.147 OHMM AT 240. DEGF
RMF AT BHT:	.099 OHMM AT 240. DEGF
RMC AT BHT:	.237 OHMM AT 240. DEGF
TIME CIRC. STOPPED:	1615/28
TIME LOGGER ON BTM.:	2400/30
MAX. REC. TEMP:	240.0 DEGF
LOGGING UNIT NO:	822
LOGGING UNIT LOC:	VEA
RECORDED BY:	R.WINSLOE
WITNESSED BY:	C.E.KONEN/G.M.KJELLGREN

REMARKS:

HYDROSTATIC HEAD NOT STABLE BECAUSE :
......CONTINUAL MUD LOSSES TO FORMATION.
......DUE TO RIG HEAVE RISER OVERFLOWS TO TRIP TANK.
......TRIP PUMP ACTIVE.

EQUIPMENT NUMBERS-

RFP-AD 286	RPP-AB 296	RVP-AA 296	RFC-AB 553
RFM-ABB 463	HPA-B 231	FLS-A 234	FLS-A 235
RFS-AD 1182	RFW-AB 316	HPG-974	GOULD-SG 968

ALL INTERPRETATIONS ARE OPINIONS BASED ON INFERENCES FROM ELECTRICAL OR OTHER MEASUREMENTS AND WE CANNOT, AND DO NOT GUARANTEE THE ACCURACY OR CORRECTNESS OF ANY INTERPRETATIONS, AND WE SHALL NOT, EXCEPT IN THE CASE OF GROSS OR WILLFUL NEGLIGENCE ON OUR PART, BE LIABLE OR RESPONSIBLE FOR ANY LOSS, COSTS, DAMAGES OR EXPENSES INCURRED OR SUSTAINED BY ANYONE RESULTING FROM ANY INTERPRETATION MADE BY ANY OF OUR OFFICERS, AGENTS OR EMPLOYEES. THESE INTERPRETATIONS ARE ALSO SUBJECT TO OUR GENERAL TERMS AND CONDITIONS AS SET OUT IN OUR CURRENT PRICE SCHEDULE.

CP 28.2 FILE 13 31-OCT-85 00:33

HPGP(PSIA)		HPGP(PSIA)	HPT (DEGC)
0.0 10000.		0.0 200.00	50.000 150.00
GR (GAPI)		HPGP(PSIA)	HPGP(PSIA)
0.0 150.00		-10.00 10.000	0.0 1.0000

CP 28.2 FILE 2 30-OCT-85 16:00

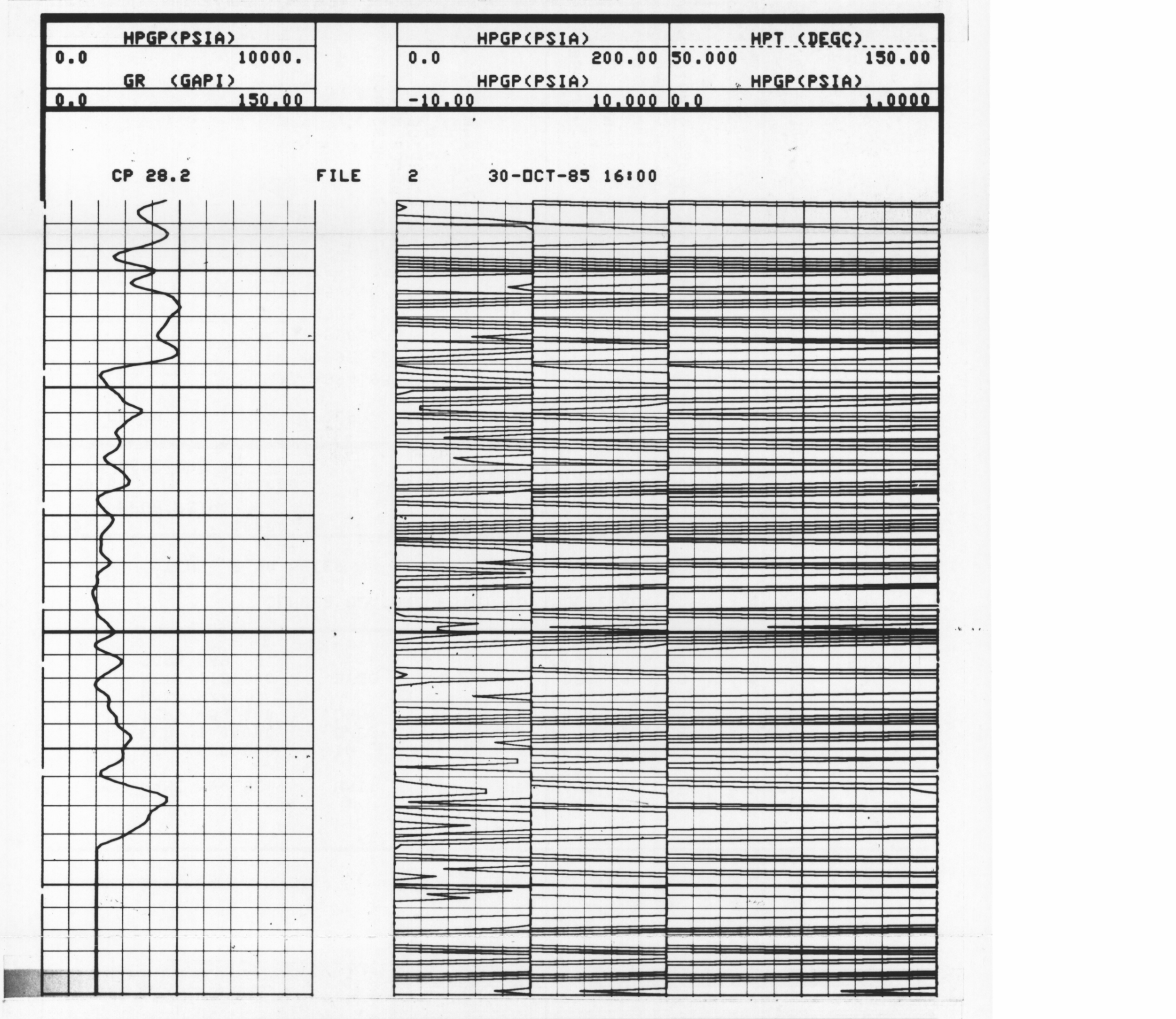

PARAMETERS

NAME	VALUE	UNIT	NAME	VALUE	UNIT
BS	8.00000	IN	BHS	OPEN	
FLD	1.00000	G/C3	HPT	112.968	DEGC
TZRV	453.000	OHMS	TCRV	761.450	OHMS
HPSN	974		RPU	PSIG	
RFTT	112.900	DEGC	FDEP	2887.19	M
SGSN	968		CDAT	5 06 85	

SENSOR MEASURE POINT TO TOOL ZERO

TENS 7.90 METER GR 6.38 METER

HPGP(PSIA)		HPGP(PSIA)	HPGP(PSIA)
0.0 10000.		-10.00 10.000	0.0 1.0000
MSPE(RPS)		HPGP(PSIA)	HPT (DEGC)
-320.0 80.000		0.0 200.00	50.000 150.00

CP 28.2 FILE 4 30-OCT-85 16:04



CP 28.2 FILE 4 30-OCT-85 16:46

HPGP(PSIA)		HPGP(PSIA)	HPGP(PSIA)
0.0 10000.		-10.00 10.000	0.0 1.0000
MSPE(RPS)		HPGP(PSIA)	HPT (DEGC)
-320.0 80.000		0.0 200.00	50.000 150.00

PARAMETERS

NAME	VALUE	UNIT	NAME	VALUE	UNIT
BS	8.00000	IN	BHS	OPEN	
FLD	1.00000	G/C3	HPT	112.968	DEGC
TZRV	453.000	OHMS	TCRV	761.450	OHMS
HPSN	974		RPU	PSIG	
RFTT	112.900	DEGC	FDEP	2884.25	M
SGSN	968		CDAT	5 06 85	

SENSOR MEASURE POINT TO TOOL ZERO

TENS 7.90 METER GR 6.38 METER

HPGP(PSIA)		HPGP(PSIA)	HPGP(PSIA)
0.0 10000.		-10.00 10.000	0.0 1.0000
MSPE(RPS)		HPGP(PSIA)	HPT (DEGC)
-320.0 80.000		0.0 200.00	50.000 150.00

CP 28.2 FILE 5 30-OCT-85 16:47

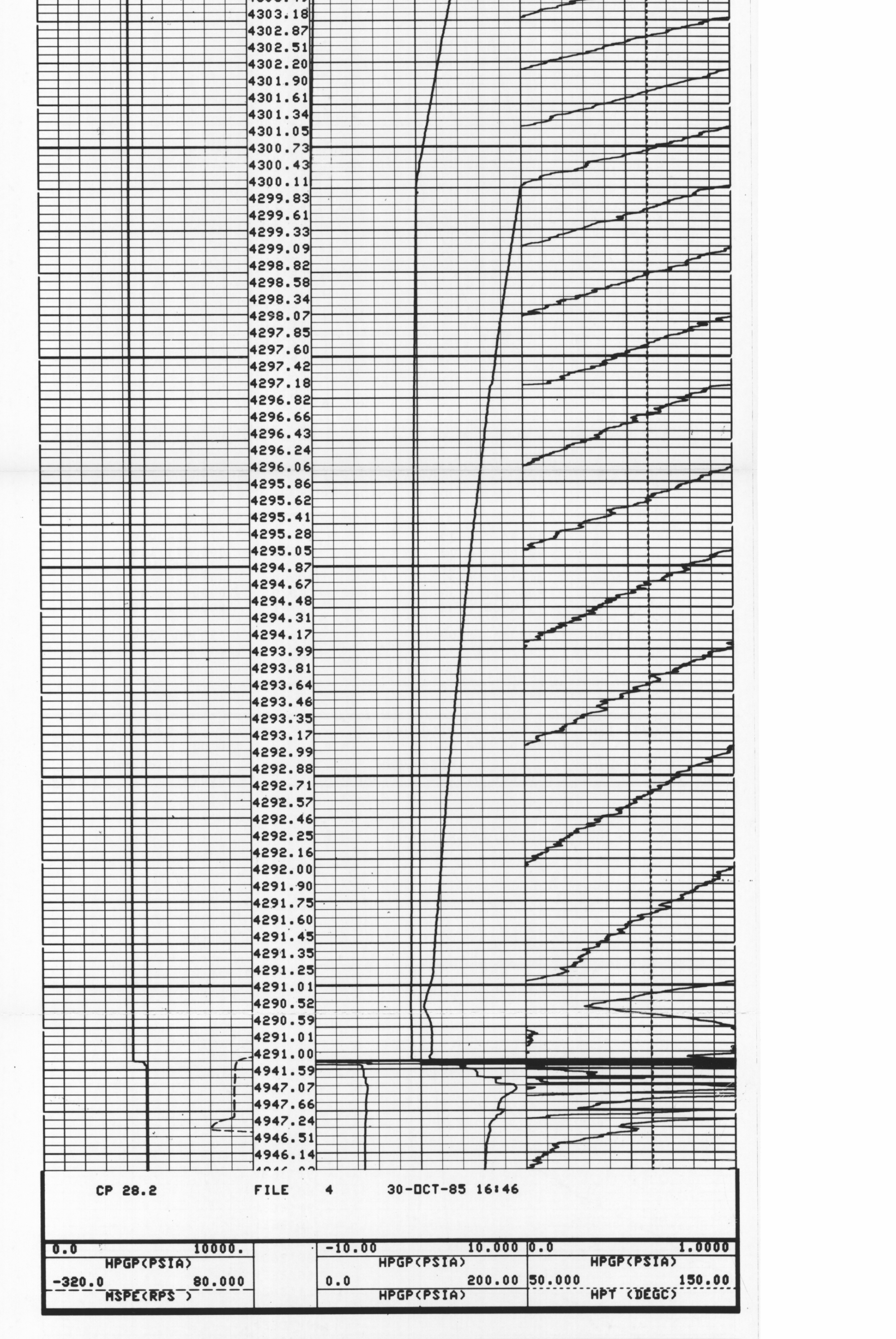

CP 28.2 FILE 5 30-OCT-85 16:50

HPGP(PSIA)		HPGP(PSIA)	HPGP(PSIA)
0.0 10000.		-10.00 10.000	0.0 1.0000
MSPE(RPS)		HPGP(PSIA)	HPT (DEGC)
-320.0 80.000		0.0 200.00	50.000 150.00

PARAMETERS

NAME	VALUE	UNIT	NAME	VALUE	UNIT
BS	8.00000	IN	BHS	OPEN	
FLD	1.00000	G/C3	HPT	112.968	DEGC
TZRV	453.000	OHMS	TCRV	761.450	OHMS
HPSN	974		RPU	PSIG	
RFTT	112.900	DEGC	FDEP	2966.74	M
SGSN	968		CDAT	5 06 85	

SENSOR MEASURE POINT TO TOOL ZERO

TENS 7.90 METER GR 6.38 METER

HPGP(PSIA)		HPGP(PSIA)	HPGP(PSIA)
0.0 10000.		-10.00 10.000	0.0 1.0000
MSPE(RPS)		HPGP(PSIA)	HPT (DEGC)
-320.0 80.000		0.0 200.00	50.000 150.00

CP 28.2 FILE 6 30-OCT-85 16:57

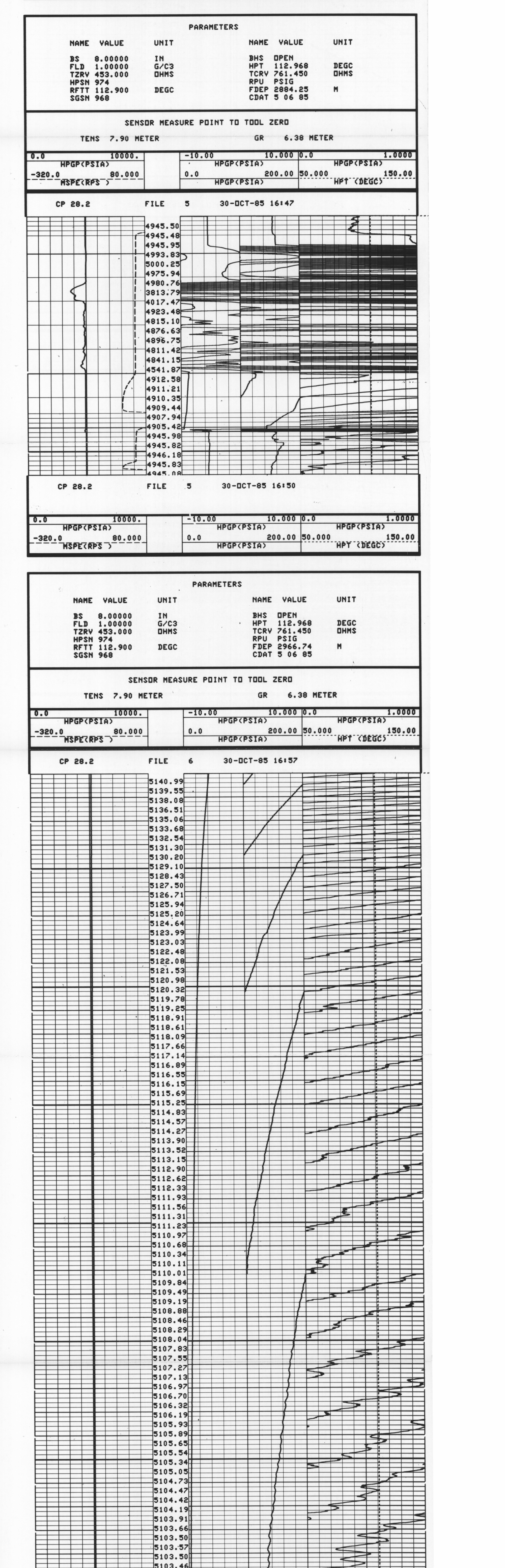

CP 28.2 FILE 6 30-OCT-85 17:17

HPGP(PSIA)		HPGP(PSIA)	HPGP(PSIA)
0.0 10000.		-10.00 10.000	0.0 1.0000
MSPE(RPS)		HPGP(PSIA)	HPT (DEGC)
-320.0 80.000		0.0 200.00	50.000 150.00

PARAMETERS

NAME	VALUE	UNIT	NAME	VALUE	UNIT
BS	8.00000	IN	BHS	OPEN	
FLD	1.00000	G/C3	HPT	112.968	DEGC
TZRV	453.000	OHMS	TCRV	761.450	OHMS
HPSN	974		RPU	PSIG	
RFTT	112.900	DEGC	FDEP	2966.94	M
SGSN	968		CDAT	5 06 85	

SENSOR MEASURE POINT TO TOOL ZERO

TENS 7.90 METER GR 6.38 METER

HPGP(PSIA)		HPGP(PSIA)	HPGP(PSIA)
0.0 10000.		-10.00 10.000	0.0 1.0000
MSPE(RPS)		HPGP(PSIA)	HPT (DEGC)
-320.0 80.000		0.0 200.00	50.000 150.00

CP 28.2 FILE 7 30-OCT-85 17:19

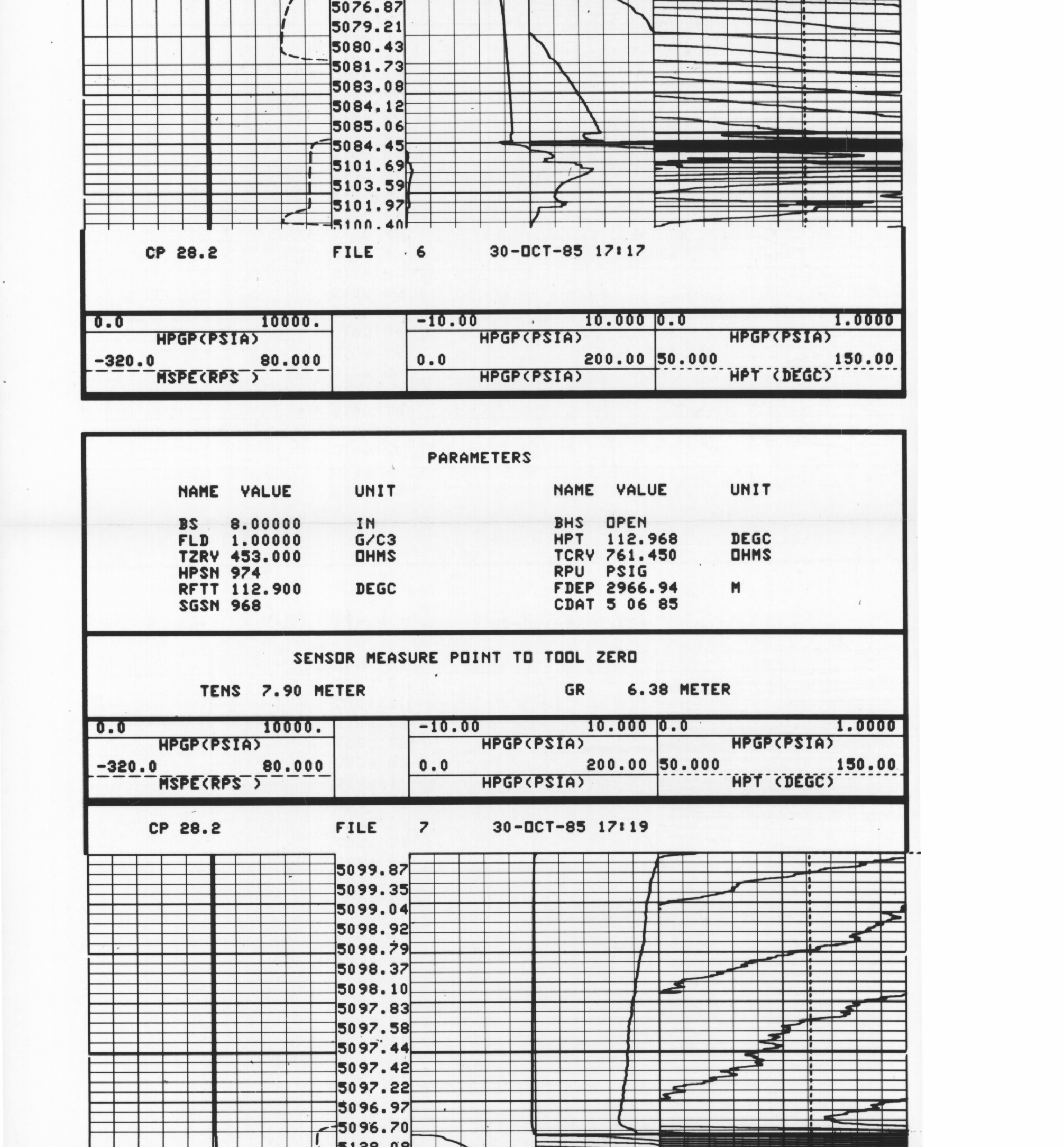

CP 28.2 FILE 7 30-OCT-85 17:24

HPGP(PSIA)		HPGP(PSIA)	HPGP(PSIA)
0.0 10000.		-10.00 10.000	0.0 1.0000
MSPE(RPS)		HPGP(PSIA)	HPT (DEGC)
-320.0 80.000		0.0 200.00	50.000 150.00

PARAMETERS

NAME	VALUE	UNIT	NAME	VALUE	UNIT
BS	8.00000	IN	BHS	OPEN	
FLD	1.00000	G/C3	HPT	115.605	DEGC
TZRV	453.000	OHMS	TCRV	761.450	OHMS
HPSN	974		RPU	PSIG	
RFTT	112.900	DEGC	FDEP	2966.19	M
SGSN	968		CDAT	5 06 85	

SENSOR MEASURE POINT TO TOOL ZERO

TENS 7.90 METER GR 6.38 METER

HPGP(PSIA)		HPGP(PSIA)	HPGP(PSIA)
0.0 10000.		-10.00 10.000	0.0 1.0000
MSPE(RPS)		HPGP(PSIA)	HPT (DEGC)
-320.0 80.000		0.0 200.00	50.000 150.00

CP 28.2 FILE 9 30-OCT-85 17:35

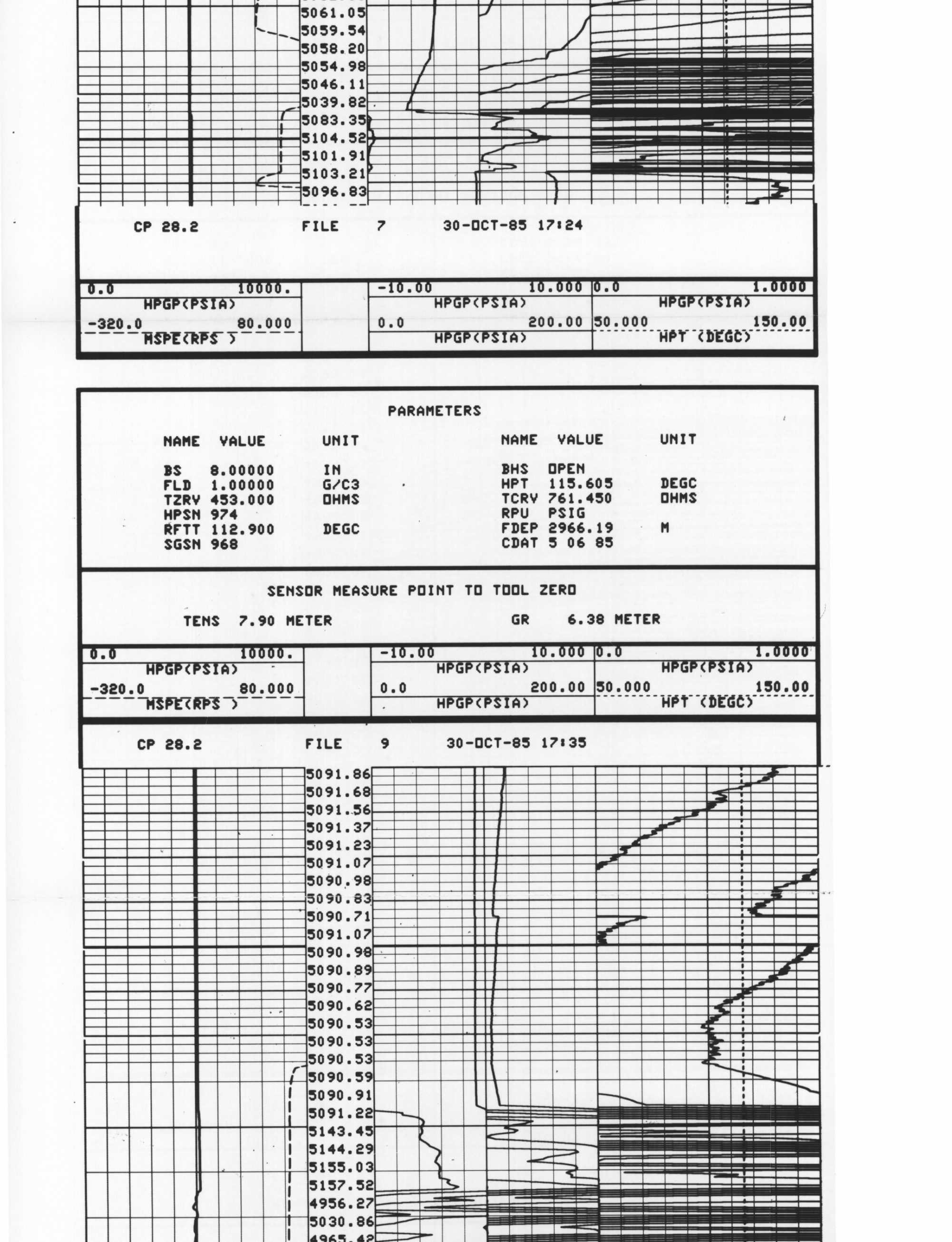

CP 28.2 FILE 9 30-OCT-85 17:42

HPGP(PSIA)		HPGP(PSIA)	HPGP(PSIA)
0.0 10000.		-10.00 10.000	0.0 1.0000
MSPE(RPS)		HPGP(PSIA)	HPT (DEGC)
-320.0 80.000		0.0 200.00	50.000 150.00

PARAMETERS

NAME	VALUE	UNIT	NAME	VALUE	UNIT
BS	8.00000	IN	BHS	OPEN	
FLD	1.00000	G/C3	HPT	116.347	DEGC
TZRV	453.000	OHMS	TCRV	761.450	OHMS
HPSN	974		RPU	PSIG	
RFTT	116.350	DEGC	FDEP	3019.50	M
SGSN	968		CDAT	5 06 85	

SENSOR MEASURE POINT TO TOOL ZERO

TENS 7.90 METER GR 6.38 METER

HPGP(PSIA)		HPGP(PSIA)	HPGP(PSIA)
0.0 10000.		-10.00 10.000	0.0 1.0000
MSPE(RPS)		HPGP(PSIA)	HPT (DEGC)
-320.0 80.000		0.0 200.00	50.000 150.00

CP 28.2 FILE 11 30-OCT-85 17:54

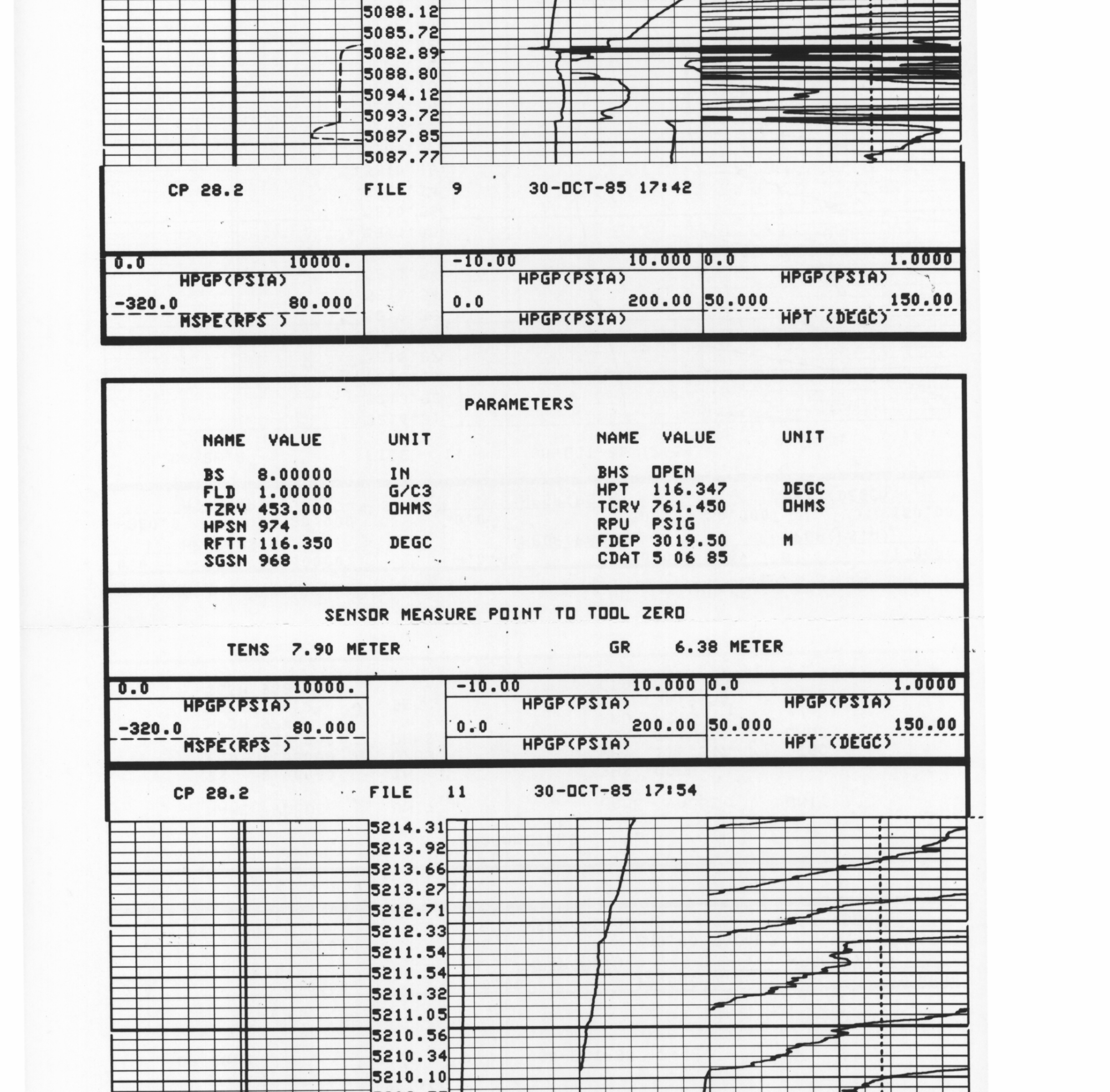

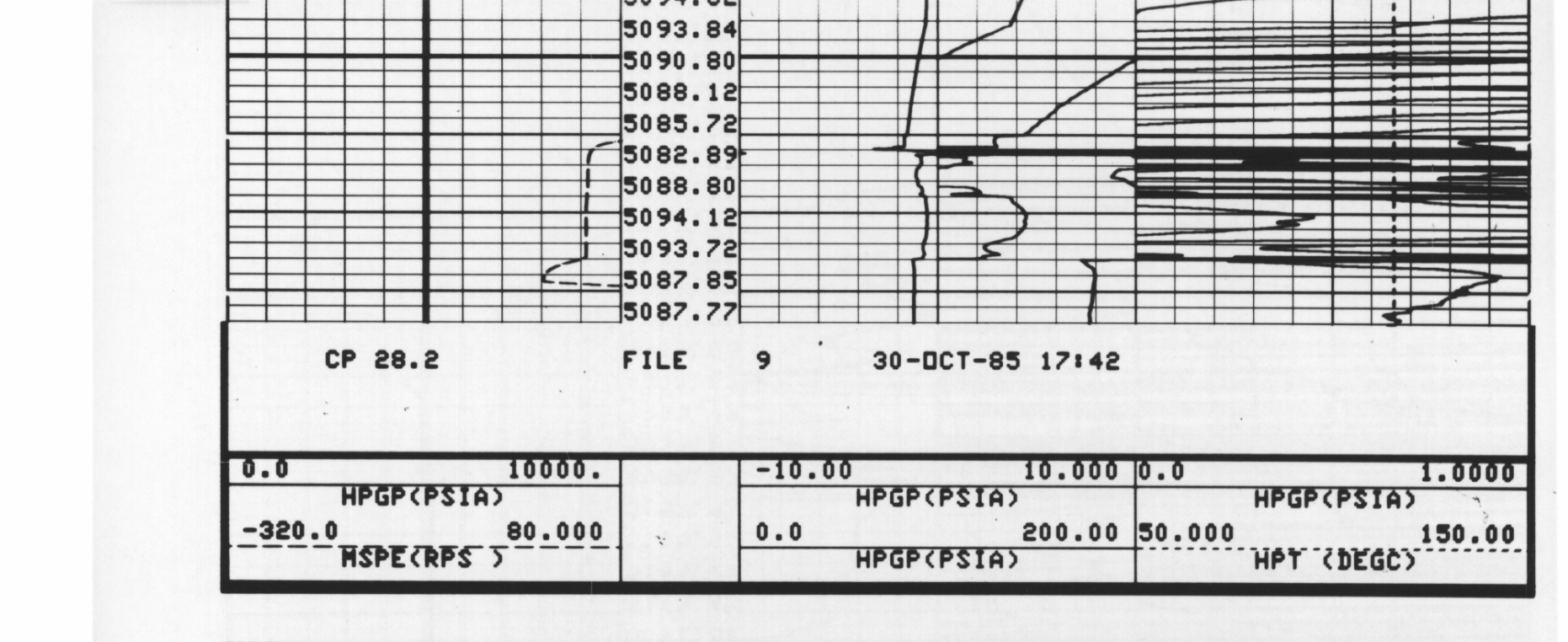

CP 28.2 FILE 9 30-OCT-85 17:42

0.0 10000. HPGP(PSIA)	-10.00 10.000 HPGP(PSIA)	0.0 1.0000 HPGP(PSIA)
-320.0 80.000 MSPE(RPS)	0.0 200.00 HPGP(PSIA)	50.000 150.00 HPT (DEGC)

PARAMETERS

NAME	VALUE	UNIT	NAME	VALUE	UNIT
BS	8.00000	IN	BHS	OPEN	
FLD	1.00000	G/C3	HPT	116.347	DEGC
TZRV	453.000	OHMS	TCRV	761.450	OHMS
HPSN	974		RPU	PSIG	
RFTT	116.350	DEGC	FDEP	3019.50	M
SGSN	968		CDAT	5 06 85	

SENSOR MEASURE POINT TO TOOL ZERO

TENS 7.90 METER GR 6.38 METER

0.0 10000. HPGP(PSIA)	-10.00 10.000 HPGP(PSIA)	0.0 1.0000 HPGP(PSIA)
-320.0 80.000 MSPE(RPS)	0.0 200.00 HPGP(PSIA)	50.000 150.00 HPT (DEGC)

CP 28.2 FILE 11 30-OCT-85 17:54

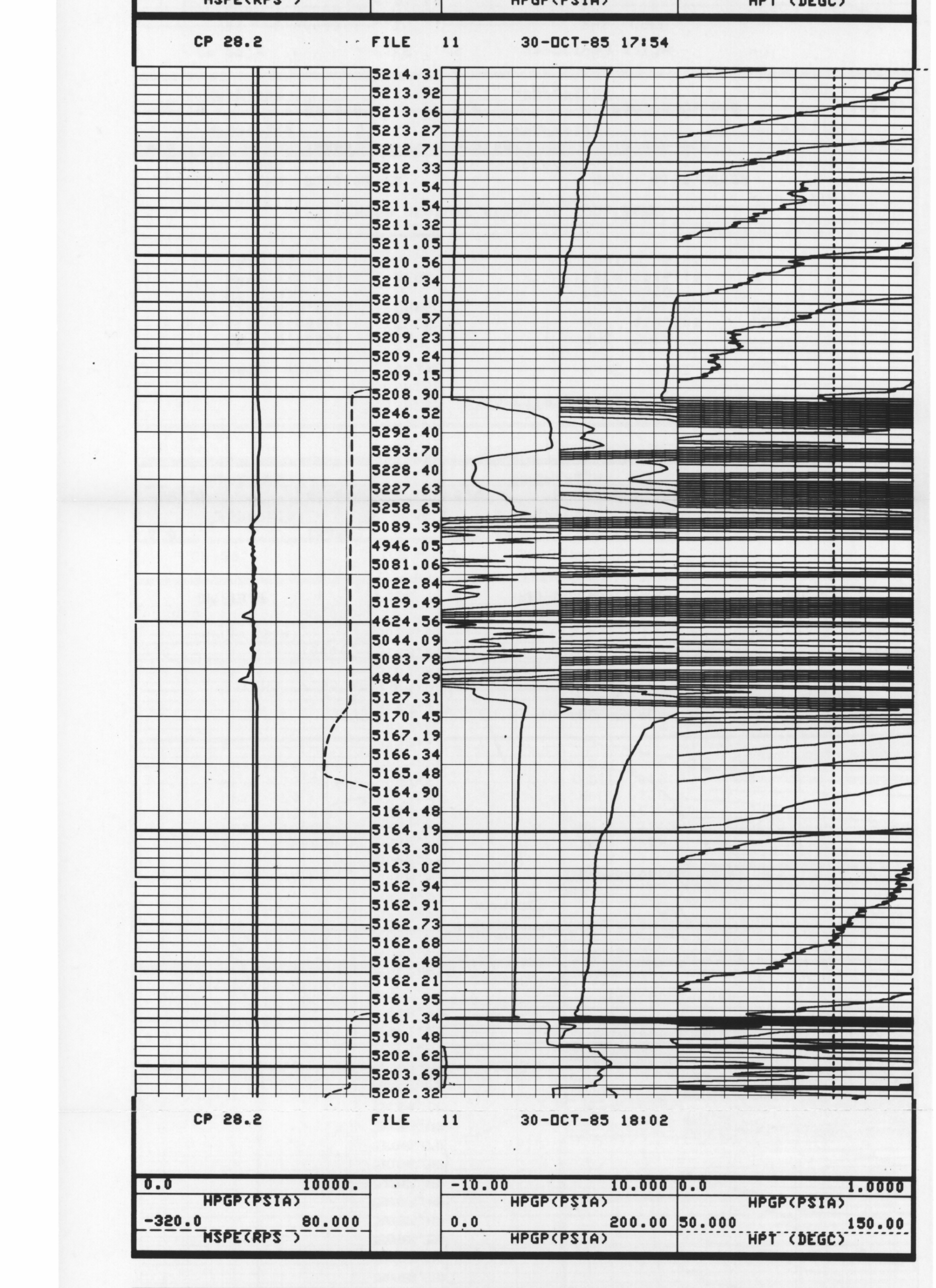

CP 28.2 FILE 11 30-OCT-85 18:02

0.0 10000. HPGP(PSIA)	-10.00 10.000 HPGP(PSIA)	0.0 1.0000 HPGP(PSIA)
-320.0 80.000 MSPE(RPS)	0.0 200.00 HPGP(PSIA)	50.000 150.00 HPT (DEGC)

PARAMETERS

NAME	VALUE	UNIT	NAME	VALUE	UNIT
BS	8.00000	IN	BHS	OPEN	
FLD	1.00000	G/C3	HPT	116.347	DEGC
TZRV	453.000	OHMS	TCRV	761.450	OHMS
HPSN	974		RPU	PSIG	
RFTT	116.350	DEGC	FDEP	3019.65	M
SGSN	968		CDAT	5 06 85	

SENSOR MEASURE POINT TO TOOL ZERO

TENS 7.90 METER GR 6.38 METER

0.0 10000. HPGP(PSIA)	-10.00 10.000 HPGP(PSIA)	0.0 1.0000 HPGP(PSIA)
-320.0 80.000 MSPE(RPS)	0.0 200.00 HPGP(PSIA)	50.000 150.00 HPT (DEGC)

CP 28.2 FILE 12 30-OCT-85 18:04

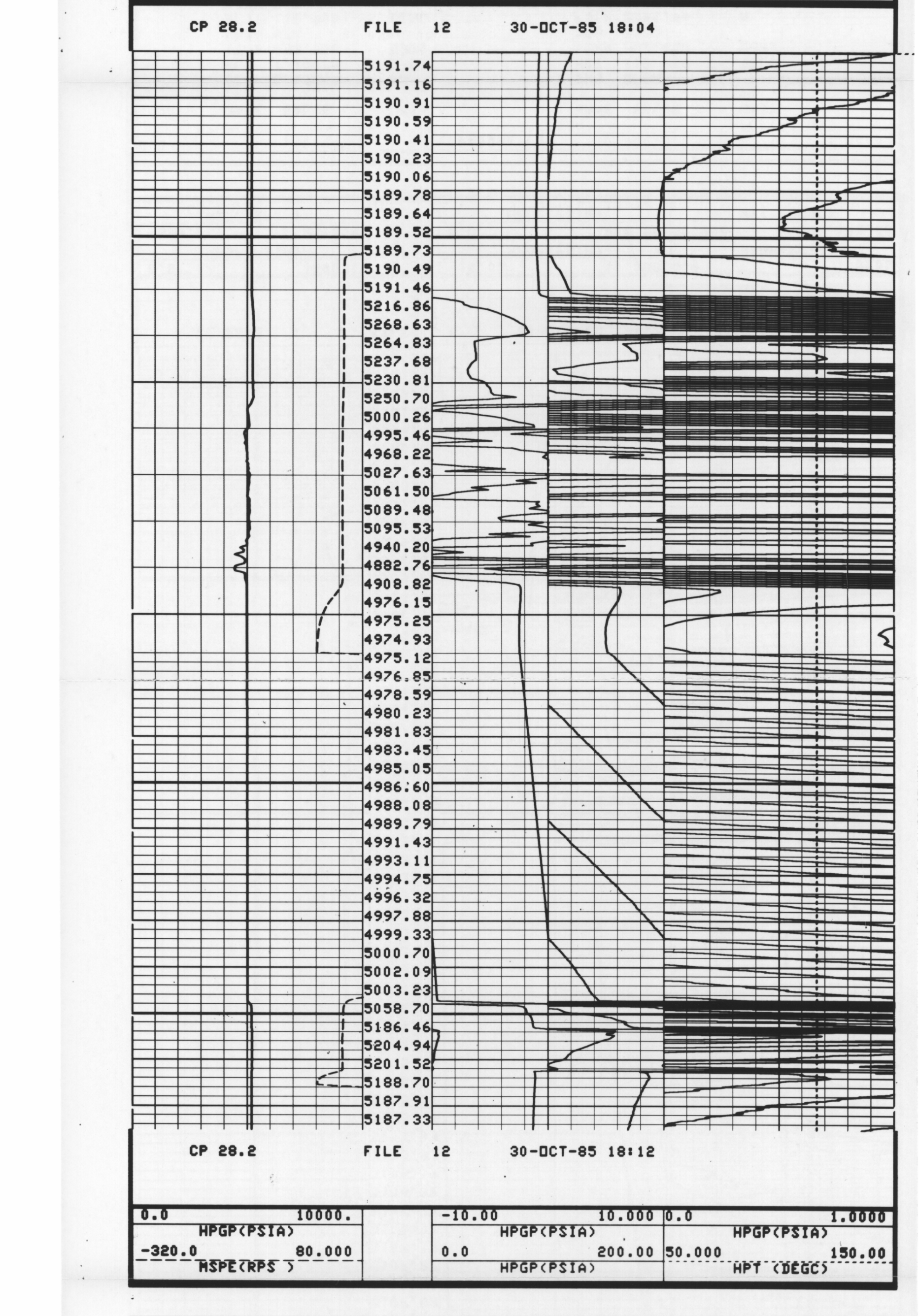

CP 28.2 FILE 12 30-OCT-85 18:12

0.0 10000. HPGP(PSIA)	-10.00 10.000 HPGP(PSIA)	0.0 1.0000 HPGP(PSIA)
-320.0 80.000 MSPE(RPS)	0.0 200.00 HPGP(PSIA)	50.000 150.00 HPT (DEGC)

PARAMETERS

NAME	VALUE	UNIT	NAME	VALUE	UNIT
BS	8.00000	IN	BHS	OPEN	
FLD	1.00000	G/C3	HPT	117.259	DEGC
TZRV	453.000	OHMS	TCRV	761.450	OHMS
HPSN	974		RPU	PSIG	
RFTT	117.300	DEGC	FDEP	3045.50	M
SGSN	968		CDAT	5 06 85	

SENSOR MEASURE POINT TO TOOL ZERO

TENS 7.90 METER GR 6.38 METER

0.0 10000. HPGP(PSIA)	-10.00 10.000 HPGP(PSIA)	0.0 1.0000 HPGP(PSIA)
-320.0 80.000 MSPE(RPS)	0.0 200.00 HPGP(PSIA)	50.000 150.00 HPT (DEGC)

CP 28.2 FILE 14 30-OCT-85 18:25



CP 28.2 FILE 14 30-OCT-85 18:40

0.0 10000. HPGP(PSIA)	-10.00 10.000 HPGP(PSIA)	0.0 1.0000 HPGP(PSIA)
-320.0 80.000 MSPE(RPS)	0.0 200.00 HPGP(PSIA)	50.000 150.00 HPT (DEGC)

PARAMETERS

NAME	VALUE	UNIT	NAME	VALUE	UNIT
BS	8.00000	IN	BHS	OPEN	
FLD	1.00000	G/C3	HPT	117.259	DEGC
TZRV	453.000	OHMS	TCRV	761.450	OHMS
HPSN	974		RPU	PSIG	
RFTT	117.300	DEGC	FDEP	3045.61	M
SGSN	968		CDAT	5 06 85	

SENSOR MEASURE POINT TO TOOL ZERO

TENS 7.90 METER GR 6.38 METER

0.0 10000. HPGP(PSIA)	-10.00 10.000 HPGP(PSIA)	0.0 1.0000 HPGP(PSIA)
-320.0 80.000 MSPE(RPS)	0.0 200.00 HPGP(PSIA)	50.000 150.00 HPT (DEGC)

CP 28.2 FILE 15 30-OCT-85 18:42

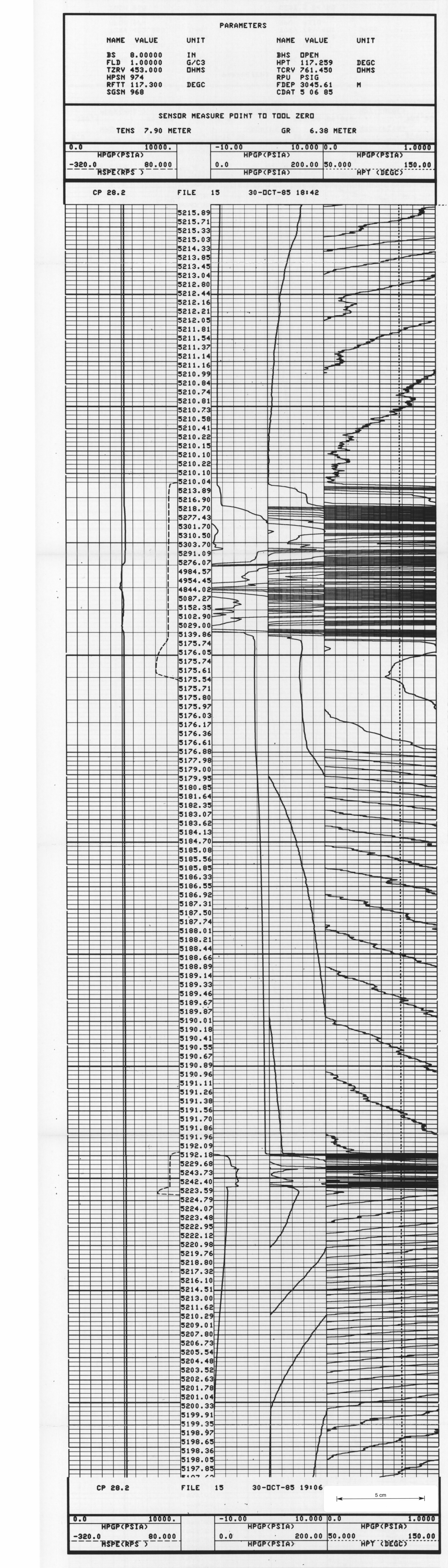

CP 28.2 FILE 15 30-OCT-85 19:06

5 cm

0.0 10000. HPGP(PSIA)	-10.00 10.000 HPGP(PSIA)	0.0 1.0000 HPGP(PSIA)
-320.0 80.000 MSPE(RPS)	0.0 200.00 HPGP(PSIA)	50.000 150.00 HPT (DEGC)

PARAMETERS

NAME	VALUE	UNIT	NAME	VALUE	UNIT
BS	8.00000	IN	BHS	OPEN	
FLD	1.00000	G/C3	HPT	117.259	DEGC
TZRV	453.000	OHMS	TCRV	761.450	OHMS
HPSN	974		RPU	PSIG	
RFTT	117.300	DEGC	FDEP	3044.01	M
SGSN	968		CDAT	5 06 85	

SENSOR MEASURE POINT TO TOOL ZERO

TENS 7.90 METER GR 6.38 METER

0.0 10000. HPGP(PSIA)	-10.00 10.000 HPGP(PSIA)	0.0 1.0000 HPGP(PSIA)
-320.0 80.000 MSPE(RPS)	0.0 200.00 HPGP(PSIA)	50.000 150.00 HPT (DEGC)

CP 28.2 FILE 16 30-OCT-85 19:08

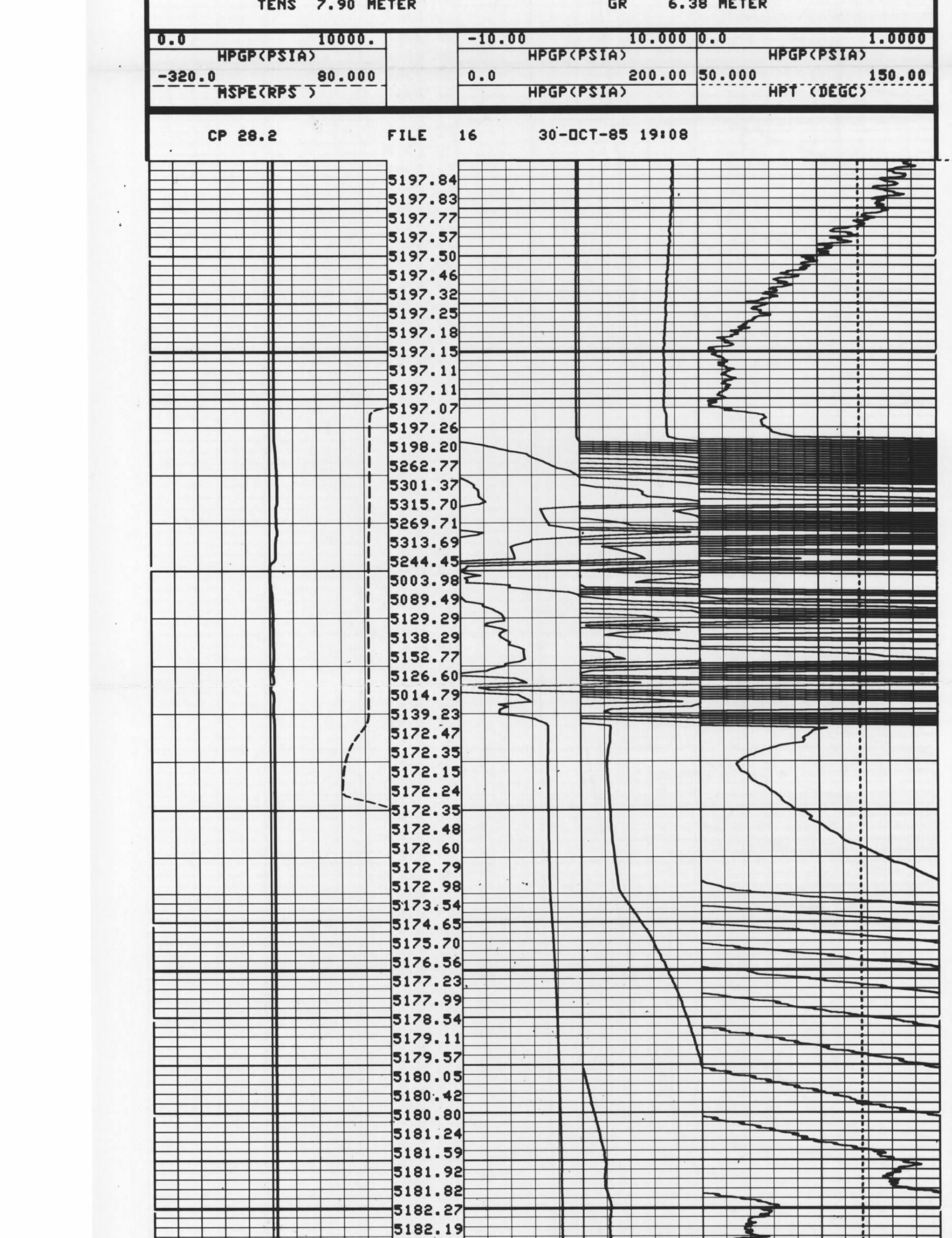

CP 28.2 FILE 16 30-OCT-85 19:18

0.0 10000. HPGP(PSIA)	-10.00 10.000 HPGP(PSIA)	0.0 1.0000 HPGP(PSIA)
-320.0 80.000 MSPE(RPS)	0.0 200.00 HPGP(PSIA)	50.000 150.00 HPT (DEGC)

PARAMETERS

NAME	VALUE	UNIT	NAME	VALUE	UNIT
BS	8.00000	IN	BHS	OPEN	
FLD	1.00000	G/C3	HPT	117.259	DEGC
TZRV	453.000	OHMS	TCRV	761.450	OHMS
HPSN	974		RPU	PSIG	
RFTT	117.300	DEGC	FDEP	3039.99	M
SGSN	968		CDAT	5 06 85	

SENSOR MEASURE POINT TO TOOL ZERO

TENS 7.90 METER GR 6.38 METER

0.0 10000. HPGP(PSIA)	-10.00 10.000 HPGP(PSIA)	0.0 1.0000 HPGP(PSIA)
-320.0 80.000 MSPE(RPS)	0.0 200.00 HPGP(PSIA)	50.000 150.00 HPT (DEGC)

CP 28.2 FILE 18 30-OCT-85 19:22

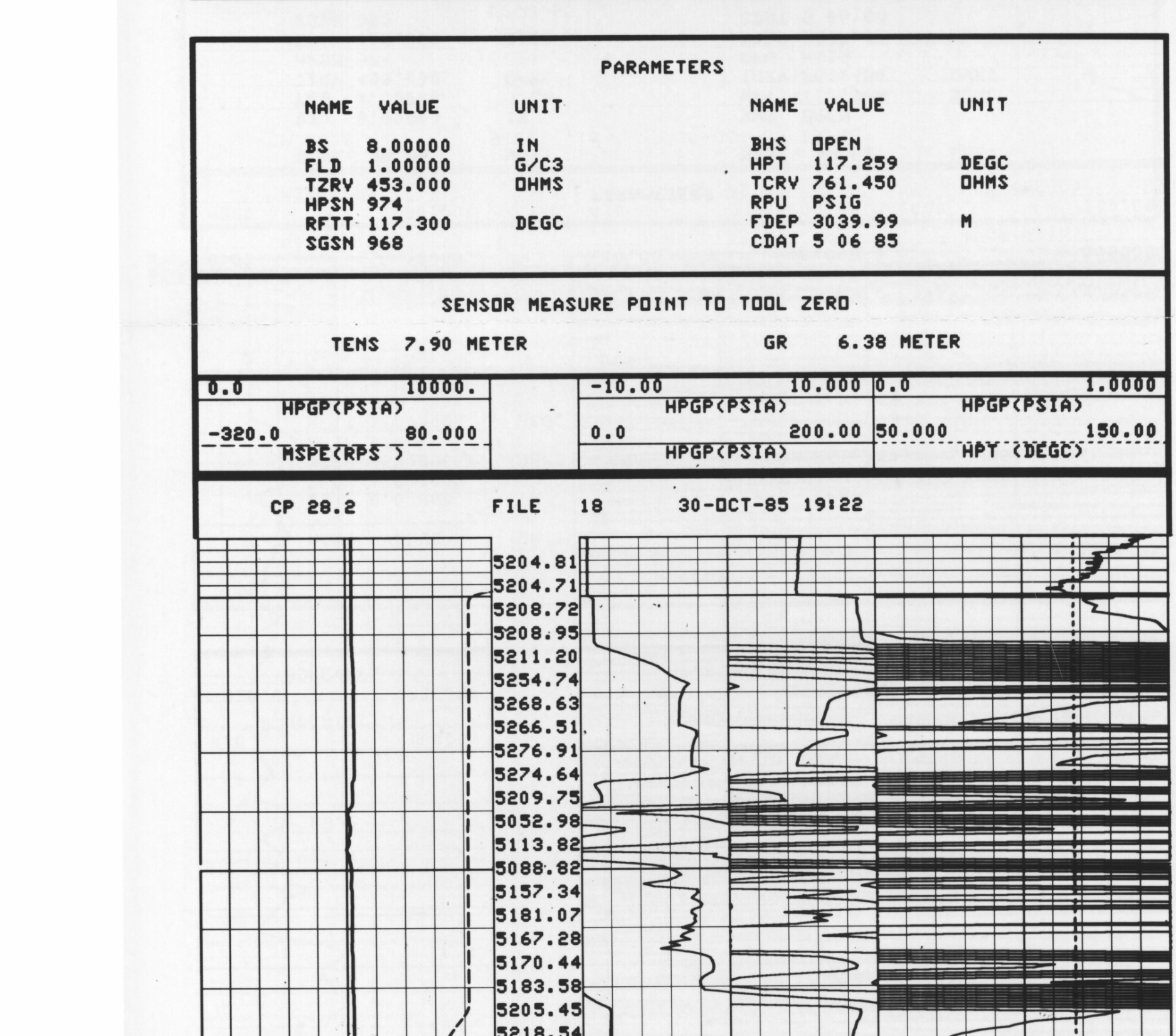

CP 28.2 FILE 18 30-OCT-85 19:25

0.0 10000. HPGP(PSIA)	-10.00 10.000 HPGP(PSIA)	0.0 1.0000 HPGP(PSIA)
-320.0 80.000 MSPE(RPS)	0.0 200.00 HPGP(PSIA)	50.000 150.00 HPT (DEGC)

HPGP(PSIA) 0.0 10000.	HPGP(PSIA) 0.0 200.00	HPT (DEGC) 50.000 150.00
GR (GAPI) 0.0 150.00	HPGP(PSIA) -10.00 10.000	HPGP(PSIA) 0.0 1.0000

CP 28.2 FILE 20 30-OCT-85 19:41

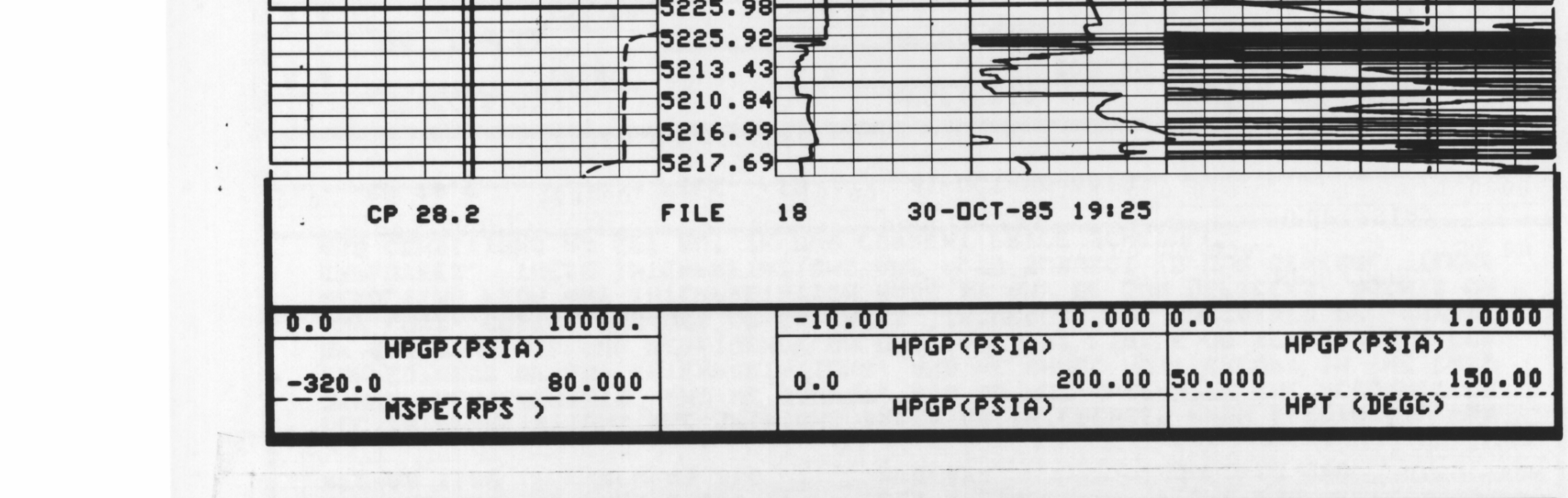

CP 28.2 FILE 20 30-OCT-85 19:37

	HPGP(PSIA) 0.0 200.00	HPT (DEGC) 50.000 150.00
GR (GAPI) 0.0 150.00	HPGP(PSIA) -10.00 10.000	HPGP(PSIA) 0.0 1.0000

SENSOR MEASURE POINT TO TOOL ZERO

TENS 0.0 METER GR 6.38 METER

PARAMETERS

NAME	VALUE	UNIT	NAME	VALUE	UNIT
SGSN	968		CDAT	5 06 85	
RFTT	117.300	DEGC	FDEP	3064.40	M
HPSN	974		RPU	PSIG	
TZRV	453.000	OHMS	TCRV	761.450	OHMS
FLD	1.00000	G/C3	HPT	117.259	DEGC
BS	8.00000	IN	BHS	OPEN	

PARAMETERS

NAME	VALUE	UNIT	NAME	VALUE	UNIT
BS	8.00000	IN	BHS	OPEN	
FLD	1.00000	G/C3	HPT	117.259	DEGC
TZRV	453.000	OHMS	TCRV	761.450	OHMS
HPSN	974		RPU	PSIG	
RFTT	117.300	DEGC	FDEP	3071.99	M
SGSN	968		CDAT	5 06 85	

SENSOR MEASURE POINT TO TOOL ZERO

TENS 7.90 METER GR 6.38 METER

0.0 10000. HPGP(PSIA)	-10.00 10.000 HPGP(PSIA)	0.0 1.0000 HPGP(PSIA)
-320.0 80.000 MSPE(RPS)	0.0 200.00 HPGP(PSIA)	50.000 150.00 HPT (DEGC)

CP 28.2 FILE 21 30-OCT-85 19:44

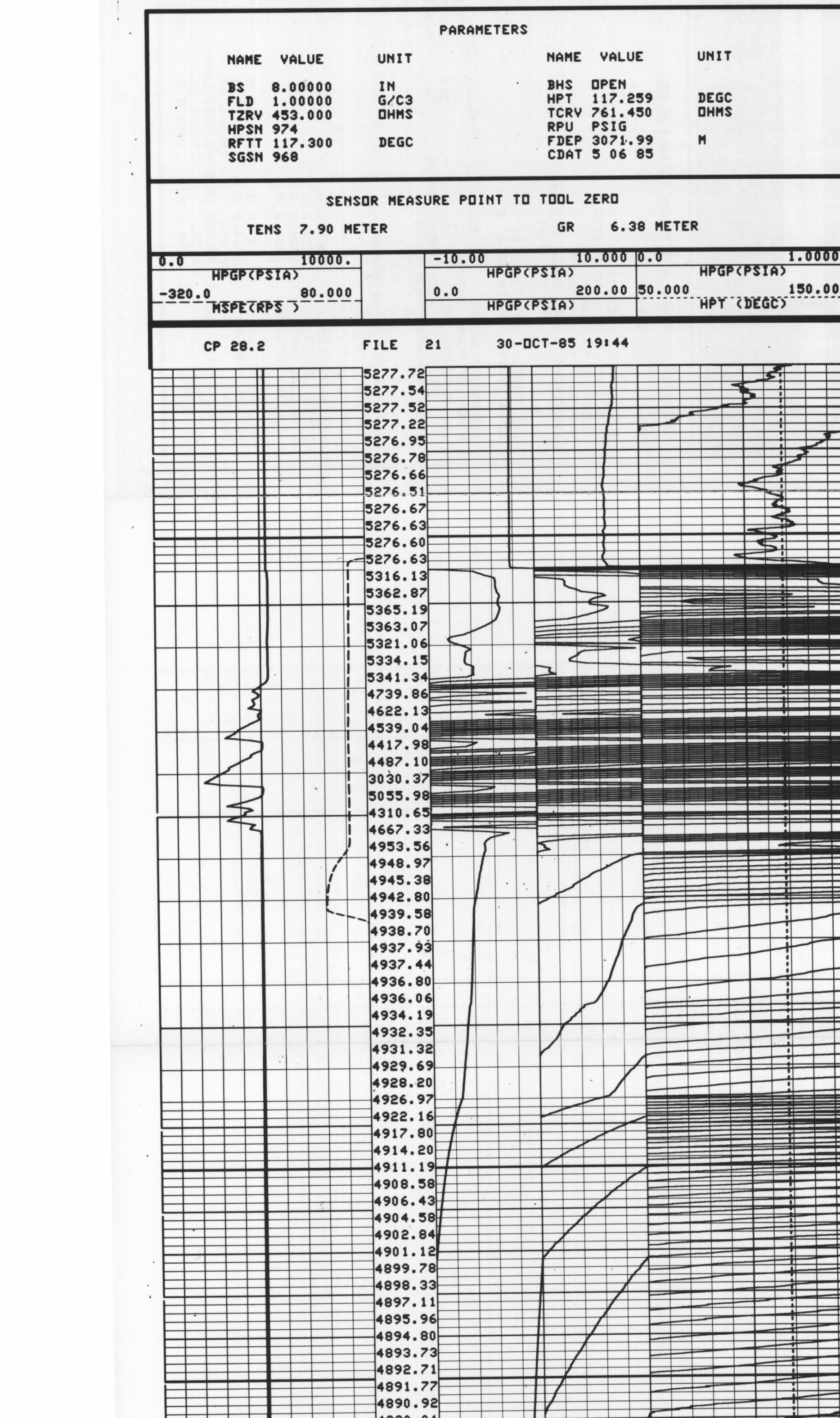



CP 28.2 FILE 21 30-OCT-85 22:34

0.0 10000. HPGP(PSIA) -320.0 80.000 MSPE(RPS)	-10.00 10.000 HPGP(PSIA) 0.0 200.00 HPGP(PSIA)	0.0 1.0000 HPGP(PSIA) 50.000 150.00 HPT (DEGC)

PARAMETERS

NAME	VALUE	UNIT	NAME	VALUE	UNIT
BS	8.00000	IN	BHS	OPEN	
FLD	1.00000	G/C3	HPT	119.786	DEGC
TZRV	453.000	OHMS	TCRV	761.450	OHMS
HPSN	974		RPU	PSIG	
RFTT	119.800	DEGC	FDEP	3183.00	M
SGSN	968		CDAT	5 06 85	

SENSOR MEASURE POINT TO TOOL ZERO

TENS 7.90 METER GR 6.38 METER

0.0 10000. HPGP(PSIA) -320.0 80.000 MSPE(RPS)	-10.00 10.000 HPGP(PSIA) 0.0 200.00 HPGP(PSIA)	0.0 1.0000 HPGP(PSIA) 50.000 150.00 HPT (DEGC)

CP 28.2 FILE 4 30-OCT-85 23:03

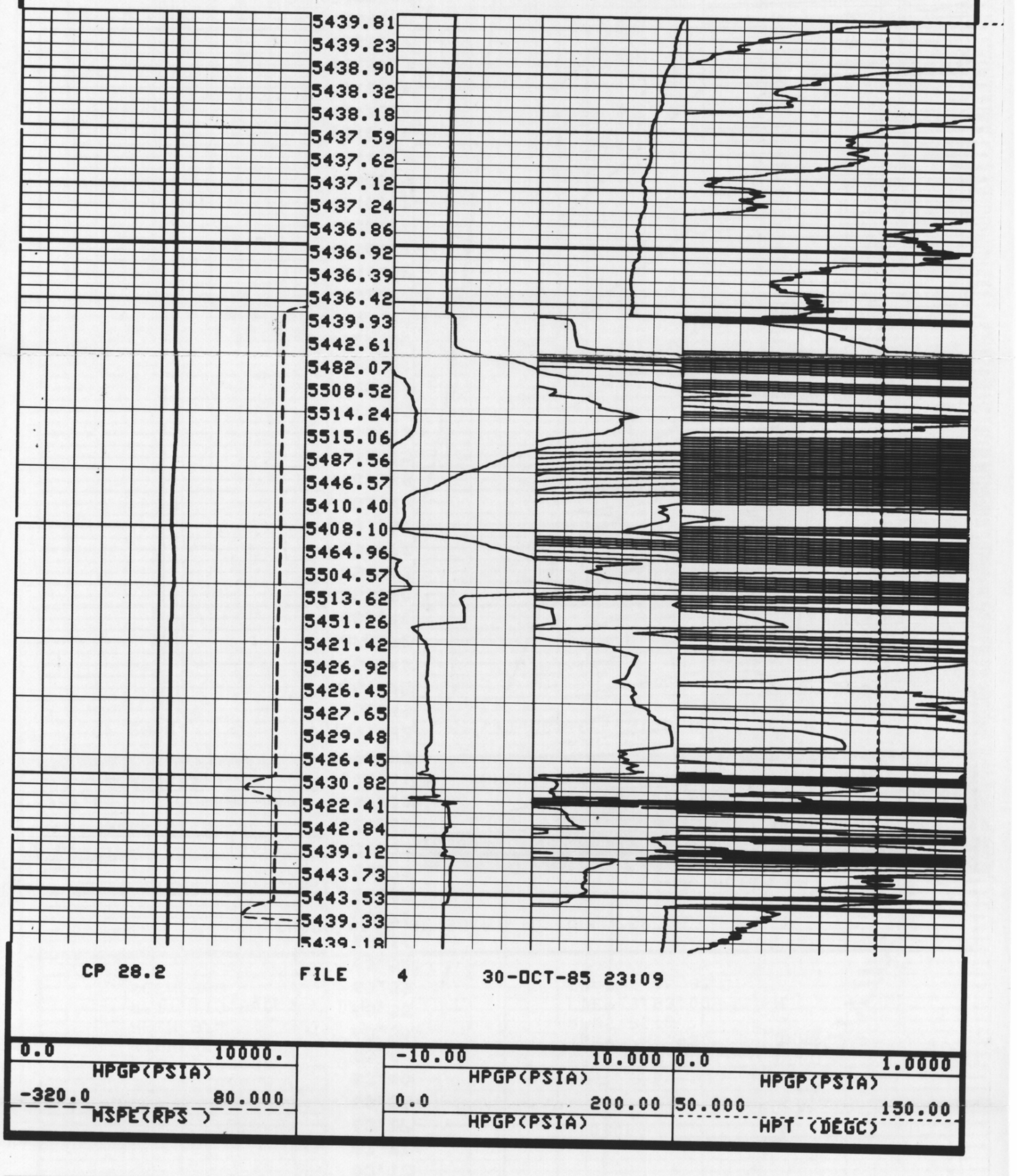

CP 28.2 FILE 4 30-OCT-85 23:09

0.0 10000. HPGP(PSIA) -320.0 80.000 MSPE(RPS)	-10.00 10.000 HPGP(PSIA) 0.0 200.00 HPGP(PSIA)	0.0 1.0000 HPGP(PSIA) 50.000 150.00 HPT (DEGC)

PARAMETERS

NAME	VALUE	UNIT	NAME	VALUE	UNIT
BS	8.00000	IN	BHS	OPEN	
FLD	1.00000	G/C3	HPT	119.786	DEGC
TZRV	453.000	OHMS	TCRV	761.450	OHMS
HPSN	974		RPU	PSIG	
RFTT	119.800	DEGC	FDEP	3182.51	M
SGSN	968		CDAT	5 06 85	

SENSOR MEASURE POINT TO TOOL ZERO

TENS 7.90 METER GR 6.38 METER

0.0 10000. HPGP(PSIA) -320.0 80.000 MSPE(RPS)	-10.00 10.000 HPGP(PSIA) 0.0 200.00 HPGP(PSIA)	0.0 1.0000 HPGP(PSIA) 50.000 150.00 HPT (DEGC)

CP 28.2 FILE 5 30-OCT-85 23:10

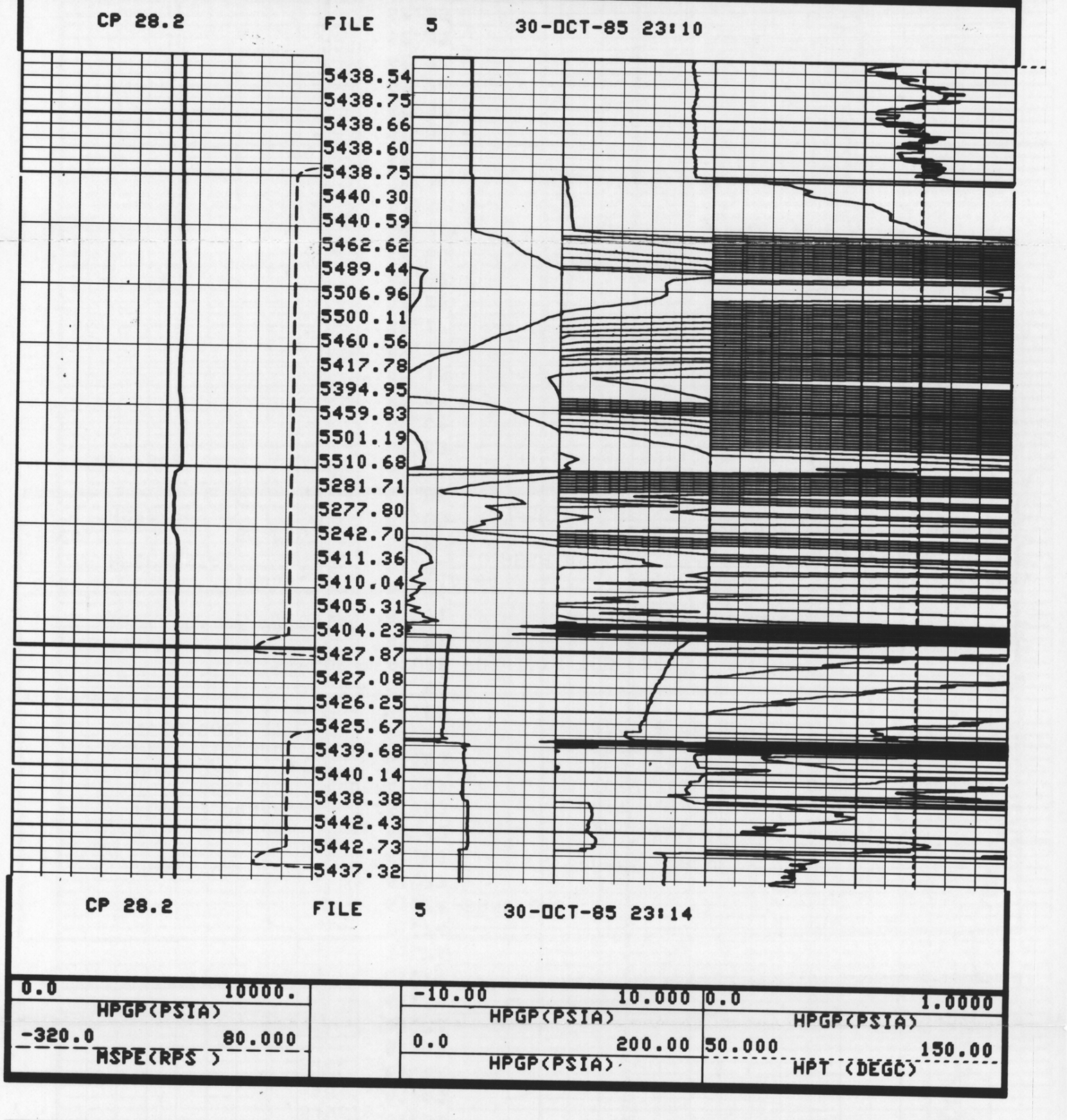

CP 28.2 FILE 5 30-OCT-85 23:14

0.0 10000. HPGP(PSIA) -320.0 80.000 MSPE(RPS)	-10.00 10.000 HPGP(PSIA) 0.0 200.00 HPGP(PSIA)	0.0 1.0000 HPGP(PSIA) 50.000 150.00 HPT (DEGC)

PARAMETERS

NAME	VALUE	UNIT	NAME	VALUE	UNIT
BS	8.00000	IN	BHS	OPEN	
FLD	1.00000	G/C3	HPT	119.786	DEGC
TZRV	453.000	OHMS	TCRV	761.450	OHMS
HPSN	974		RPU	PSIG	
RFTT	119.800	DEGC	FDEP	3215.00	M
SGSN	968		CDAT	5 06 85	

SENSOR MEASURE POINT TO TOOL ZERO

TENS 7.90 METER GR 6.38 METER

0.0 10000. HPGP(PSIA) -320.0 80.000 MSPE(RPS)	-10.00 10.000 HPGP(PSIA) 0.0 200.00 HPGP(PSIA)	0.0 1.0000 HPGP(PSIA) 50.000 150.00 HPT (DEGC)

CP 28.2 FILE 6 30-OCT-85 23:18



CP 28.2 FILE 6 30-OCT-85 23:25

0.0 10000. HPGP(PSIA) -320.0 80.000 MSPE(RPS)	-10.00 10.000 HPGP(PSIA) 0.0 200.00 HPGP(PSIA)	0.0 1.0000 HPGP(PSIA) 50.000 150.00 HPT (DEGC)

PARAMETERS

NAME	VALUE	UNIT	NAME	VALUE	UNIT
BS	8.00000	IN	BHS	OPEN	
FLD	1.00000	G/C3	HPT	119.786	DEGC
TZRV	453.000	OHMS	TCRV	761.450	OHMS
HPSN	974		RPU	PSIG	
RFTT	119.800	DEGC	FDEP	3214.48	M
SGSN	968		CDAT	5 06 85	

SENSOR MEASURE POINT TO TOOL ZERO

TENS 7.90 METER GR 6.38 METER

0.0 10000. HPGP(PSIA) -320.0 80.000 MSPE(RPS)	-10.00 10.000 HPGP(PSIA) 0.0 200.00 HPGP(PSIA)	0.0 1.0000 HPGP(PSIA) 50.000 150.00 HPT (DEGC)

CP 28.2 FILE 7 30-OCT-85 23:27

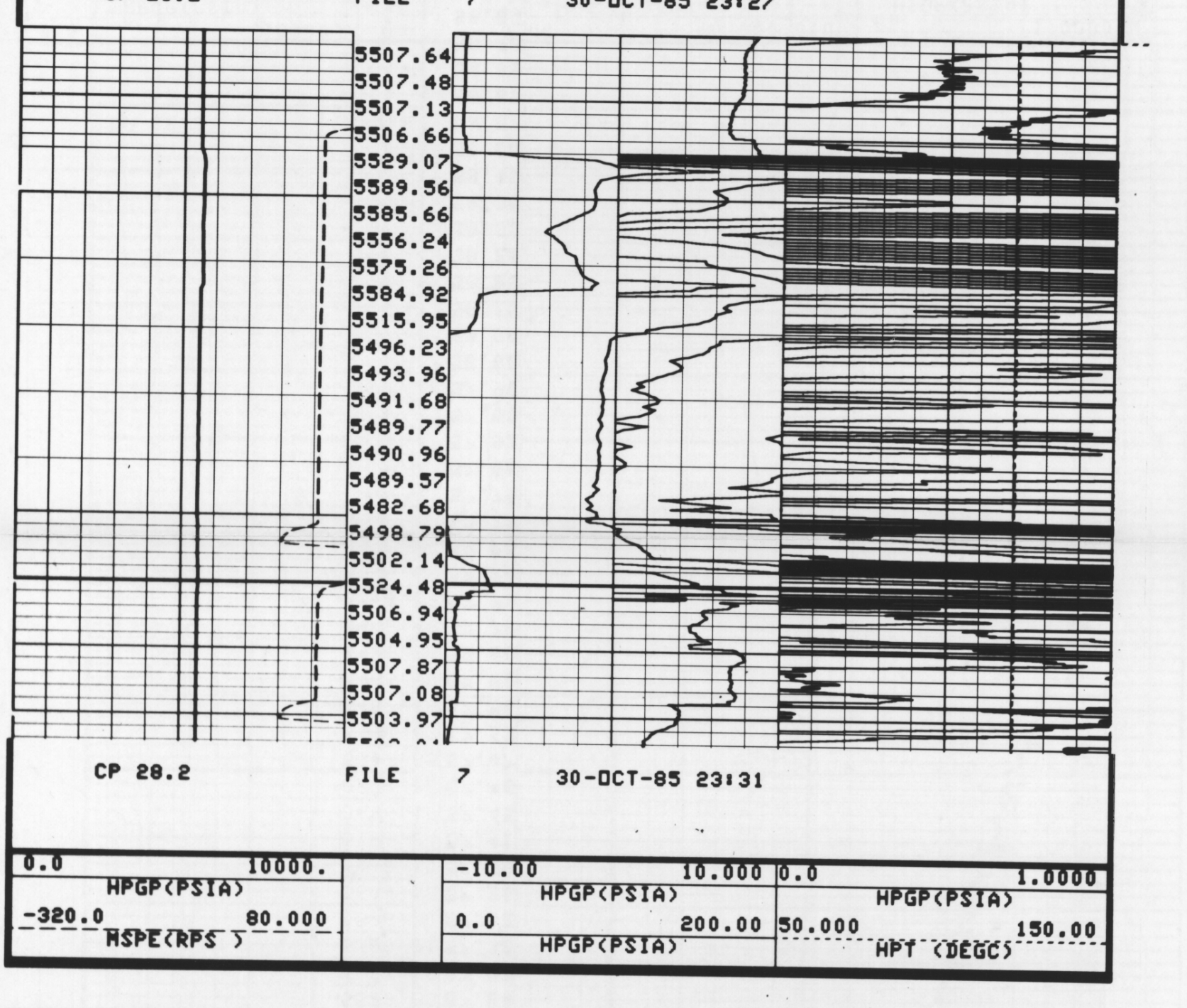

CP 28.2 FILE 7 30-OCT-85 23:31

0.0 10000. HPGP(PSIA) -320.0 80.000 MSPE(RPS)	-10.00 10.000 HPGP(PSIA) 0.0 200.00 HPGP(PSIA)	0.0 1.0000 HPGP(PSIA) 50.000 150.00 HPT (DEGC)

PARAMETERS

NAME	VALUE	UNIT	NAME	VALUE	UNIT
BS	8.00000	IN	BHS	OPEN	
FLD	1.00000	G/C3	HPT	119.786	DEGC
TZRV	453.000	OHMS	TCRV	761.450	OHMS
HPSN	974		RPU	PSIG	
RFTT	119.800	DEGC	FDEP	3226.49	M
SGSN	968		CDAT	5 06 85	

SENSOR MEASURE POINT TO TOOL ZERO

TENS 7.90 METER GR 6.38 METER

0.0 10000. HPGP(PSIA) -320.0 80.000 MSPE(RPS)	-10.00 10.000 HPGP(PSIA) 0.0 200.00 HPGP(PSIA)	0.0 1.0000 HPGP(PSIA) 50.000 150.00 HPT (DEGC)

CP 28.2 FILE 8 30-OCT-85 23:33

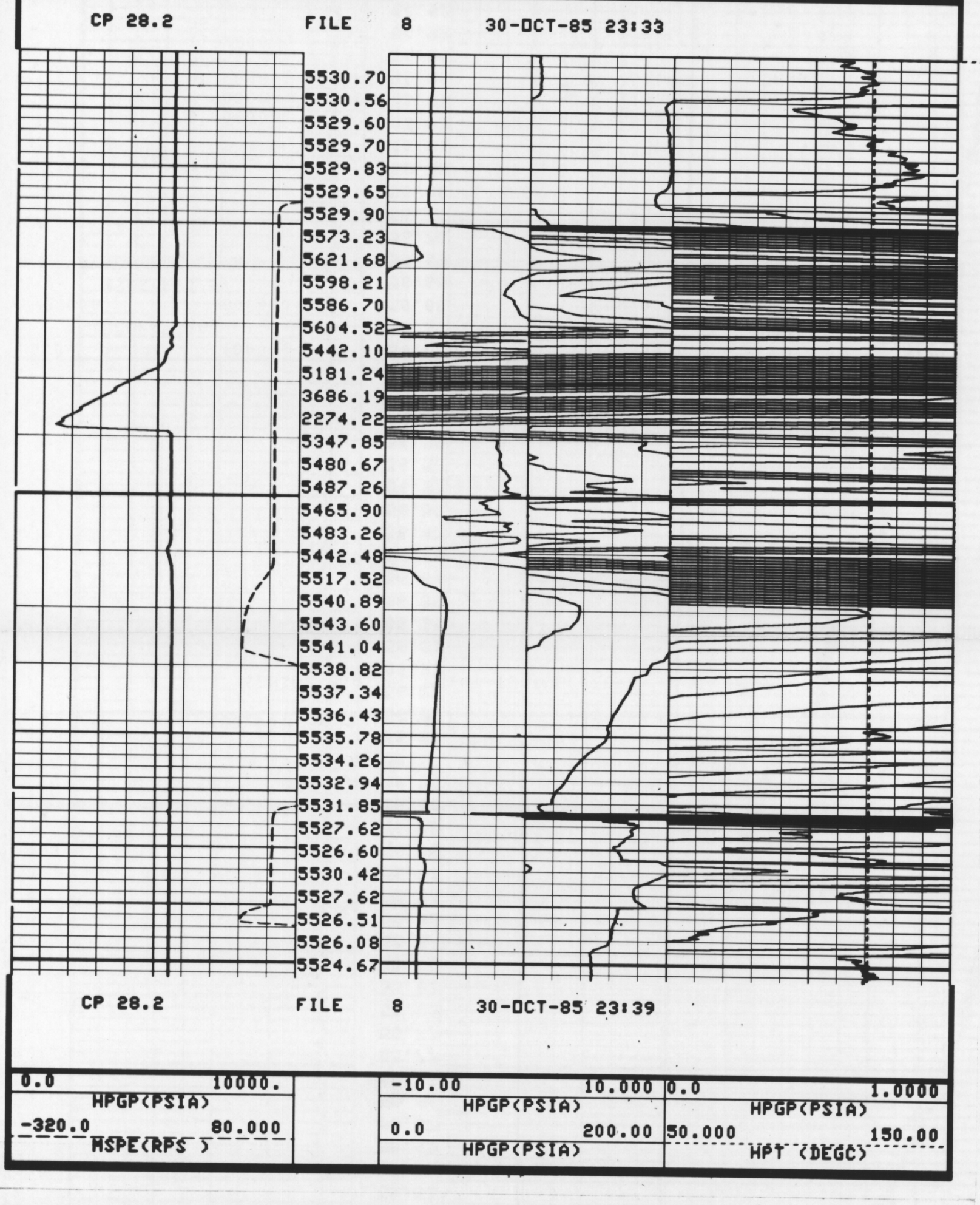

CP 28.2 FILE 8 30-OCT-85 23:39

0.0 10000. HPGP(PSIA) -320.0 80.000 MSPE(RPS)	-10.00 10.000 HPGP(PSIA) 0.0 200.00 HPGP(PSIA)	0.0 1.0000 HPGP(PSIA) 50.000 150.00 HPT (DEGC)

HPGP(PSIA) 0.0 10000. GR (GAPI) 0.0 150.00	HPGP(PSIA) 0.0 200.00 HPGP(PSIA) -10.00 10.000	HPT (DEGC) 50.000 150.00 HPGP(PSIA) 0.0 1.0000

CP 28.2 FILE 9 30-OCT-85 23:45

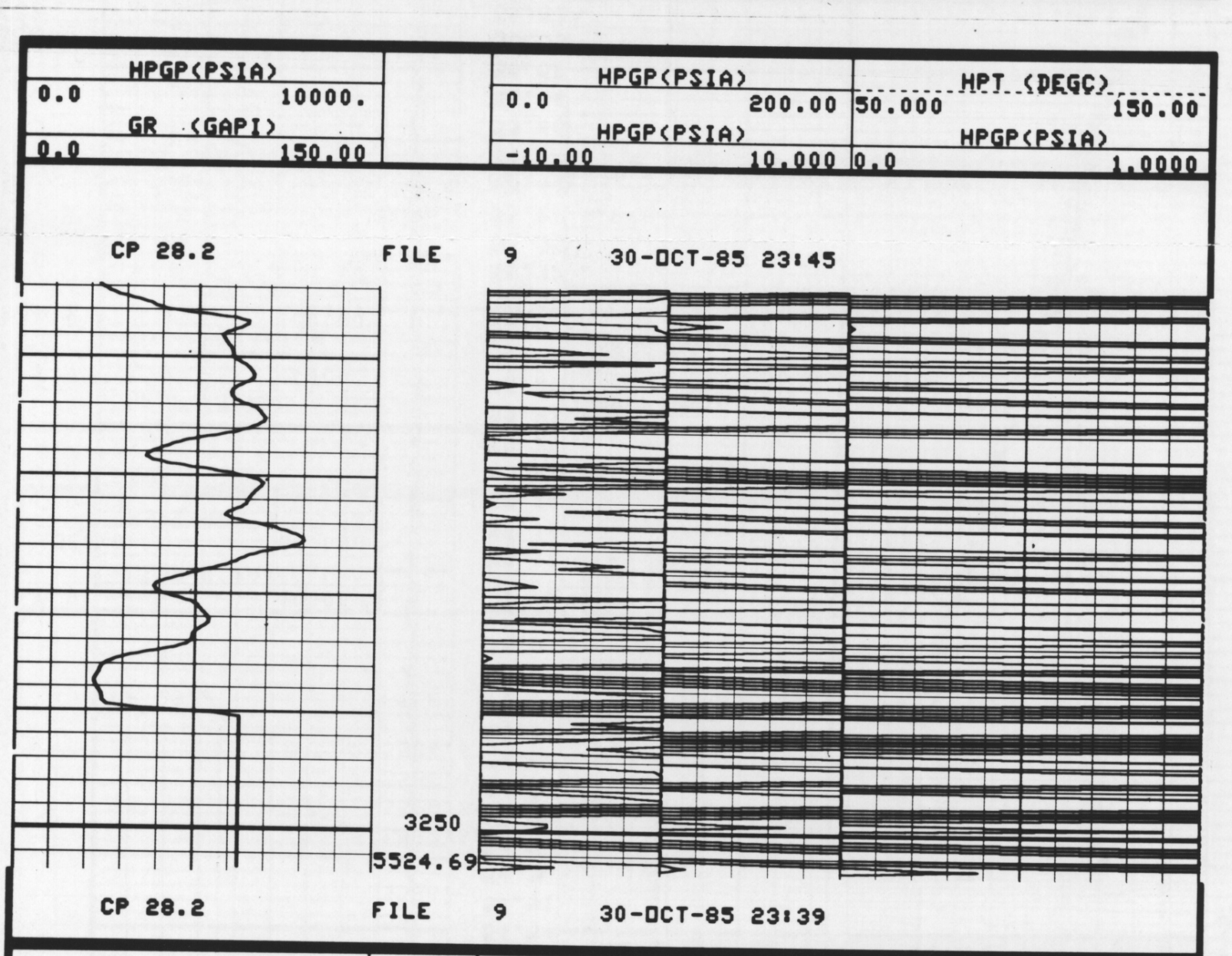

CP 28.2 FILE 9 30-OCT-85 23:39

GR (GAPI) 0.0 150.00	HPGP(PSIA) 0.0 200.00 HPGP(PSIA) -10.00 10.000	HPT (DEGC) 50.000 150.00 HPGP(PSIA) 0.0 1.0000

SENSOR MEASURE POINT TO TOOL ZERO

TENS 0.0 METER GR 6.38 METER

PARAMETERS

NAME	VALUE	UNIT	NAME	VALUE	UNIT
SGSN	968		CDAT	5 06 85	
RFTT	119.800	DEGC	FDEP	3226.49	M
HPSN	974		RPU	PSIG	
TZRV	453.000	OHMS	TCRV	761.450	OHMS
FLD	1.00000	G/C3	HPT	119.786	DEGC
BS	8.00000	IN	BHS	OPEN	

PARAMETERS

NAME	VALUE	UNIT	NAME	VALUE	UNIT
BS	8.00000	IN	BHS	OPEN	
FLD	1.00000	G/C3	HPT	119.786	DEGC
TZRV	453.000	OHMS	TCRV	761.450	OHMS
HPSN	974		RPU	PSIG	
RFTT	119.800	DEGC	FDEP	3226.49	M
SGSN	968		CDAT	5 06 85	

SENSOR MEASURE POINT TO TOOL ZERO

TENS 7.90 METER GR 6.38 METER

0.0 10000. HPGP(PSIA) -320.0 80.000 MSPE(RPS)	-10.00 10.000 HPGP(PSIA) 0.0 200.00 HPGP(PSIA)	0.0 1.0000 HPGP(PSIA) 50.000 150.00 HPT (DEGC)

CP 28.2 FILE 10 30-OCT-85 23:45

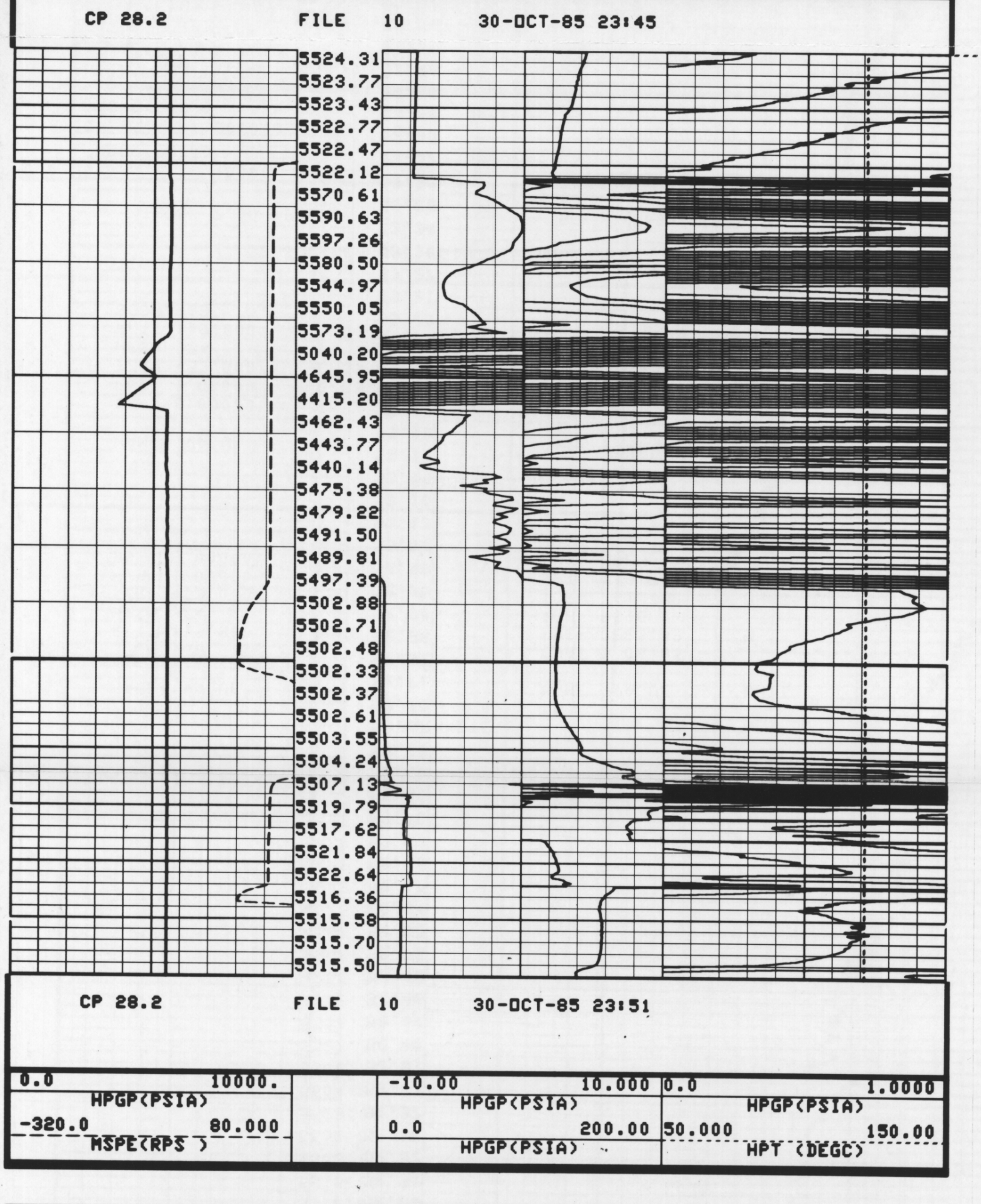

CP 28.2 FILE 10 30-OCT-85 23:51

0.0 10000. HPGP(PSIA) -320.0 80.000 MSPE(RPS)	-10.00 10.000 HPGP(PSIA) 0.0 200.00 HPGP(PSIA)	0.0 1.0000 HPGP(PSIA) 50.000 150.00 HPT (DEGC)

PARAMETERS

NAME	VALUE	UNIT	NAME	VALUE	UNIT
BS	8.00000	IN	BHS	OPEN	
FLD	1.00000	G/C3	HPT	119.786	DEGC
TZRV	453.000	OHMS	TCRV	761.450	OHMS
HPSN	974		RPU	PSIG	
RFTT	119.800	DEGC	FDEP	3226.40	M
SGSN	968		CDAT	5 06 85	

SENSOR MEASURE POINT TO TOOL ZERO

TENS 7.90 METER GR 6.38 METER

0.0 10000. HPGP(PSIA) -320.0 80.000 MSPE(RPS)	-10.00 10.000 HPGP(PSIA) 0.0 200.00 HPGP(PSIA)	0.0 1.0000 HPGP(PSIA) 50.000 150.00 HPT (DEGC)

CP 28.2 FILE 11 30-OCT-85 23:52

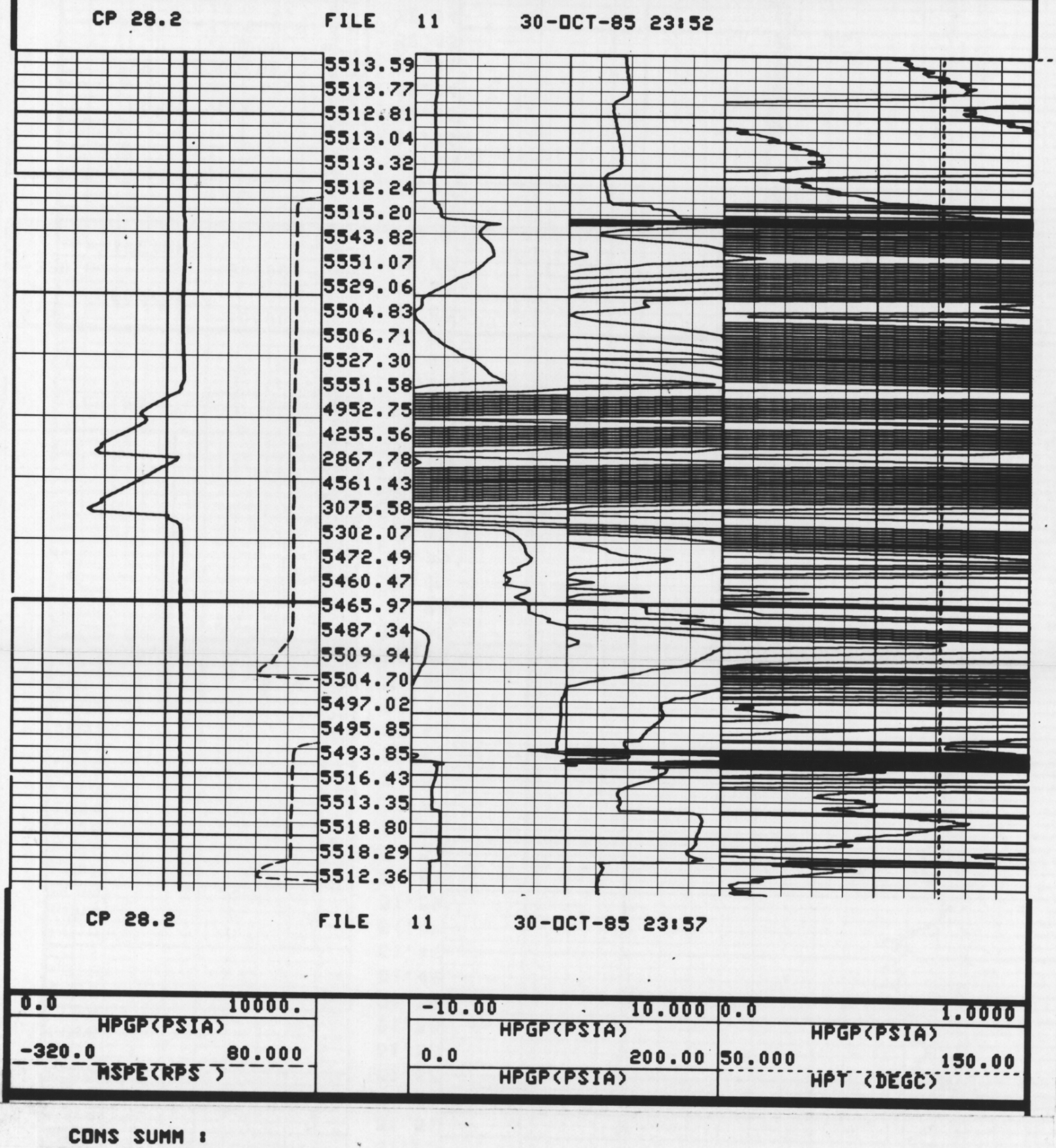

CP 28.2 FILE 11 30-OCT-85 23:57

0.0 10000. HPGP(PSIA) -320.0 80.000 MSPE(RPS)	-10.00 10.000 HPGP(PSIA) 0.0 200.00 HPGP(PSIA)	0.0 1.0000 HPGP(PSIA) 50.000 150.00 HPT (DEGC)

```
 CONS SUMM :
CONS  STAT PUNI TUNI VALU

TSEL                 FIEL
PINQ  ALLO           ■
AUMS  ALLO           ■
EML                  32767
EMC                  ALL
AOF   DISA           1
TODI       S    S    15.0000 S
TOPE                 ATTE
TGRO                 BOTH
TENV                 CHEC
DAY                  30
MONT                 10
YEAR                 85
PF                   LONG
MMDU                 METE
ORDU                 METE
KPDU                 METE
LQC   DISA           ■
XM02
XM01
XM00
AOM                  .ALARM.OFF.
ALAR                 .ALARM.
WTSM                 .TOOL.STICKING.
LC24
LC23
LC22
LC21
LC20
LC19
LC18
LC17
LC16
LC15
LC14
LC13
LC12
LC11
LC10
LC09
LC08
LC07
LC06
LC05
LC04
LC03
LC02
LC01
PLOT                 HORN
CVOL                 PRET
TPT        S    S    20.0000 S
TOFT       S    S    0.0 S
PMOD                 SING
CDAT                 5 06 85
SGSN                 968
TPRE       PSIG PSIG 0.0 PSIG
ATEM       DEGF DEGF 63.0300 DEGF
APRE       PSIA PSIA 14.7000 PSIA
FDEP       M    M    3226.40 M
RFTT  ALLO DEGF DEGF 247.640 DEGF
AOFF                 BOTH
RLM                  LOG
SGSO                 10K
RPU                  PSIG
J3HP                 0.
J2HP                 3.070773E-23
J1HP                 1.049432E-21
J0HP                 6.047396E-18
I3HP                 -1.816916E-18
I2HP                 7.941267E-16
I1HP                 -1.775450E-13
I0HP                 1.897884E-10
H3HP                 7.665808E-12
H2HP                 -6.277075E-10
H1HP                 -1.537252E-07
H0HP                 9.342416E-03
G3HP                 -5.448740E-06
G2HP                 6.392061E-04
G1HP                 -5.960189E-02
G0HP                 -5.419202E03
HPSN                 974
TCRV       OHMS OHMS 761.450 OHMS
TZRV       OHMS OHMS 453.000 OHMS
HPT   DISA DEGF DEGF 247.615 DEGF
FLD        G/C3 G/C3 1.00000 G/C3
CCTU                 DEGF
FPHI                 PHIX
FEXP                 2.00000
FNUM                 1.00000
SD         M    M    2496.92 M
CSIZ       IN   IN   0.0 IN
BHS                  OPEN
RW         OHMM OHMM 1.00000 OHMM
BS         IN   IN   8.00000 IN
WSD   ALLO           ■
NCOP                 0
MBSI                 300
DO2        M    M    0.0 M
DO         M    M    0.0 M
SPLI  DISA           0
PM                   SING
DIRE                 AUTO
CMDT                 IDW
MARK  DISA           ■
TREF       LB   LB   1000.00 LB
E          LB-1 LB-1 7.43000E-7  LB-1
POS        M    M    0.0 M
CGM                  NORM
PP                   NORM
SPEE       F/HR F/HR 6000 F/HR
PANN                 ALL
ODES                 NEIT
LD                   FILM
CSD                  FILM
LSN                  0
DMD                  UP
UCON  ALLO           ■
CDS                  ALL
EDS                  PROP
DIFF       M    M    .304800 M
```

CP 28.2 FILE 0 31-OCT-85 10:06

RFT PRESSURE TEST SUMMARY.

FILE NO.	SEAT NO.	DEPTH METERS	RFT HYDRO PSIG	RFT FO.PR PSIG	HP HYDRO PSIA	HP FORM.PR PSIA	REMARKS
4	1	2884.	4911	4245	4967	4291.	GOOD TEST.
5	2	2884.	4901		4947	.	SEAL FAILURE
6	33	2966.5	5080		5103	.	SEAL FAILURE.
7	4	2966.2	5064		5090	.	SEAL FAILURE.
9	5	2966.2	5064		5090	.	SEAL FAILURE
11	6	3020.5	5179		5209	.	SEAL FAILURE
12	7	3019.4	5160		5190	.	SEAL FAILURE
14	8	3045.5	5222		5252	.	SEAL FAILURE
15	9	3045.4	5181		5210	.	SEAL FAILURE
16	10	3044.	5168		5197	.	SEAL FAILURE.
18	11	3040.6	5174		5204	.	SEAL FAILURE.
20	12	3063.			.	.	
21	13	3072.	5246	4837	5276	4866.	SAMPLE TAKEN.
4	14	3183.	5412		5437	.	SEAL FAILURE.
5	15	3182.5	5410		5438	.	SEAL FAILURE
6	16	3215.	5484		5518	.	SEAL FAILURE
7	17	3214.5	5477		5507	.	SEAL FAILURE.
8	18	3226.5	5500		5529	.	SEAL FAILURE.
10	19	3226.5	5491		5523	.	SEAL FAILURE.
11	20	3226.4	5483		5513	.	SEAL FAILURE.

RFT SAMPLE RECOVERY DATA

	UPPER CHAMBER	LOWER CHAMBER
DEPTH (METER)		3072
FILE NUMBER.		21
SAMPLE CHAMBER VOLUME (CC.)		27240
VOLUME OIL (CC.)		
VOLUME GAS (CU.FT.)		
VOLUME WATER (CC.)		4900
VOLUME SAND (CC.)		
VOLUME MUD (CC.)		
HYDROSTATIC PRESSURE BEFORE PRETEST (PSI)		5276
PRETEST BUILDUP PRESSURE (PSI.)		
AVERAGE SAMPLING PRESSURE (PSI.)		65
SAMPLE BUILDUP PRESSURE (PSI.)		
HYDROSTATIC PRESSURE AFTER (PSI.)		
TIME OF SETTING (HH:MM:SS)		19 46 00
TIME SAMPLE CHAMBER OPEN (HH:MM:SS)		20 15 00
TIME SAMPLE SEALED (HH:MM:SS)		22 00 00
TIME TOOL RETRACTED (HH:MM:SS)		22 34 00
SAMPLING TIME (MIN:SEC)		105 00
FLOW RESTRICTOR (Y/N)		
CHOKE SIZE (THOU)		30
PROBE TYPE		
WATER CUSHION (Y/N)		Y

OR-331A

329619

(33)

Schlumberger

CHECKSHOT SURVEY SUITE #3 RUN #2

CSU Field Log

COMPANY: AMOCO AUSTRALIA PETROLEUM CO.

WELL: TILANA #1

FIELD: WILDCAT
RIG : DIAMOND M EPOC
SLAB: TASMANIA
NATION: AUSTRALIA
LOCATION: SHOT POINT 5199 ,
LINE 871-A-50

LATITUDE: 039 53'36.96"S
LONGITUDE: 145 58'42.2" E

PERMANENT DATUM: MSL
ELEV. OF PERM. DATUM:
LOG MEASURED FROM: KB
22.3 M ABOVE PERM. DATUM
DRLG. MEASURED FROM: KB

ELEVATIONS-
KB: 22.3 M
DF: 22.0 M
GL: -79.9 M

DATE: 30 OCT 85
RUN NO: 3

DEPTH-DRILLER: 3900.3 M
DEPTH-LOGGER: 3902.0 M
BTM. LOG INTERVAL: 3330.0 M
TOP LOG INTERVAL: 3050.0 M

CASING-DRILLER:	413.0 M	1651.0 M	
CASING-LOGGER:	413.0 M	1651.5 M	
CASING:	20 IN.	13 3/8 IN.	
WEIGHT:	133.000 LB/F	68.0000 LB/F	
BIT SIZE:	26 IN.	17 1/2 IN.	12 1/4 IN.
DEPTH:	416.0 M	1661.0 M	3900.3 M

OTHER SERVICES-
LDL-CNL-GR
HDT
ISF-MSFL-GR
CST-GR
SLT
RFT-HP-GR

PROGRAM
TAPE NO:
28.2
SERVICE
ORDER NO:
DME851001

TYPE FLUID IN HOLE: F/WATER-GEL-POLYMER
DENSITY: 9.90 LB/G
VISCOSITY: 47.0 S
PH: 11.6
FLUID LOSS: 5.3 C3
SOURCE OF SAMPLE: FLOWLINE
RM: .357 OHMM AT 95.0 DEGF
RMF: .309 OHMM AT 72.0 DEGF
RMC: .760 OHMM AT 70.0 DEGF
SOURCE RMF/RMC: PRESS /PRESS
RM AT BHT: .147 OHMM AT 240. DEGF
RMF AT BHT: .099 OHMM AT 240. DEGF
RMC AT BHT: .237 OHMM AT 240. DEGF

TIME CIRC. STOPPED: 1615/28
TIME LOGGER ON BTM.: 0430/30

MAX. REC. TEMP: 240.0 DEGF

LOGGING UNIT NO: 822
LOGGING UNIT LOC: VEA
RECORDED BY: R.WINSLOE
WITNESSED BY: C.E.KONEN

5 cm

REMARKS:

LOG RECORDED GOING DOWN AT CLIENT REQUEST.

EQUIPMENT NUMBERS-

ALL INTERPRETATIONS ARE OPINIONS BASED ON INFERENCES FROM ELECTRICAL OR OTHER MEASUREMENTS AND WE CANNOT, AND DO NOT GUARANTEE THE ACCURACY OR CORRECTNESS OF ANY INTERPRETATIONS, AND WE SHALL NOT, EXCEPT IN THE CASE OF GROSS OR WILLFUL NEGLIGENCE ON OUR PART, BE LIABLE OR RESPONSIBLE FOR ANY LOSS, COSTS, DAMAGES OR EXPENSES INCURRED OR SUSTAINED BY ANYONE RESULTING FROM ANY INTERPRETATION MADE BY ANY OF OUR OFFICERS, AGENTS OR EMPLOYEES. THESE INTERPRETATIONS ARE ALSO SUBJECT TO OUR GENERAL TERMS AND CONDITIONS AS SET OUT IN OUR CURRENT PRICE SCHEDULE.

CP 28.2 FILE 0 00- -00 00:07

```
STACK # 5 @  3330.0 M     10 /30 /85   4 :32    TT =   1164.2 MS
          GEOPHONE               .000013  CM/SEC  @  1214.7 MS
          SHOTS STACKED : 25 ,26 ,27
          FILTER : 10    - 55
```

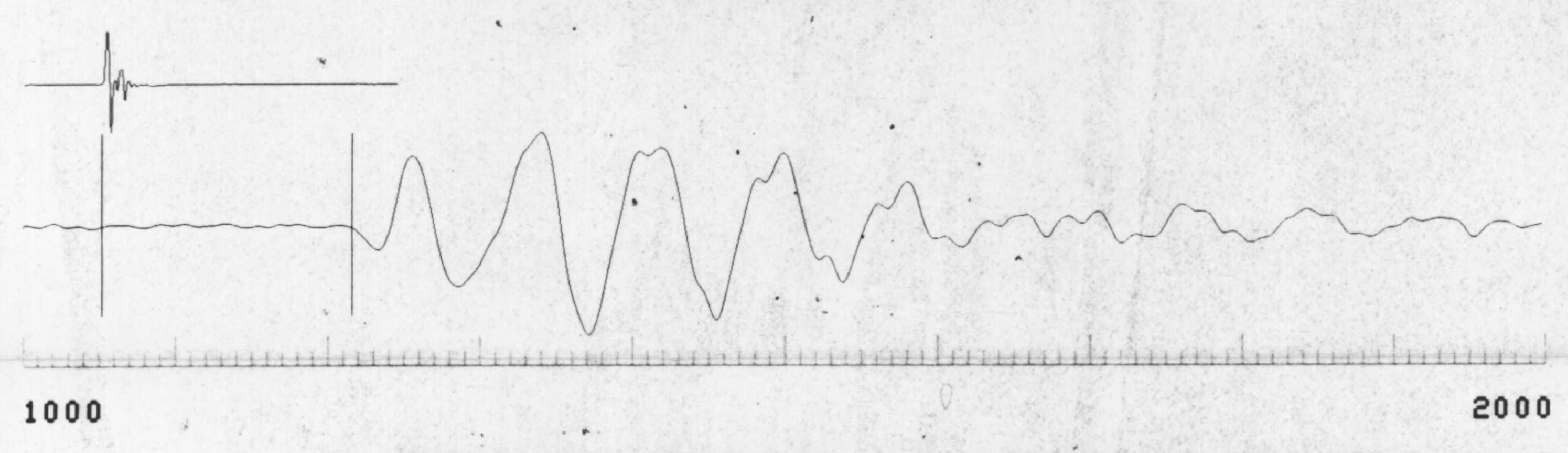

```
STACK # 4 @  3245.0 M     10 /30 /85   4 :21    TT =   1142.5 MS
          GEOPHONE               .000016  CM/SEC  @  1197.0 MS
          SHOTS STACKED : 21 ,22 ,23
          FILTER : 10    - 55
```

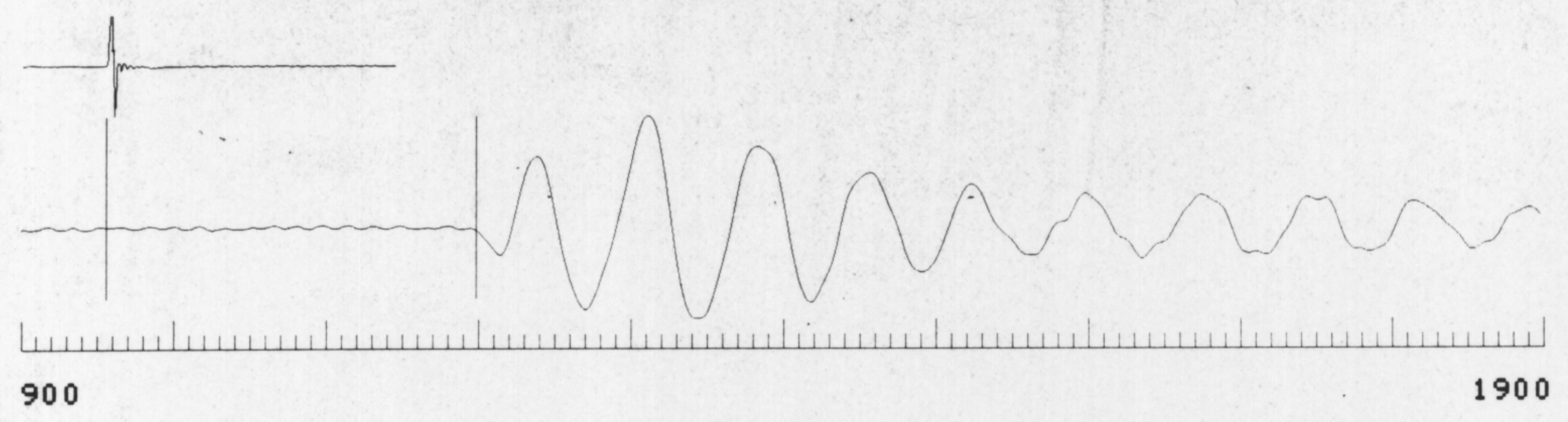

FILE # 4

```
STACK # 3 @  3200.0 M     10 /30 /85   4 :12    TT =   1134.6 MS
          GEOPHONE               .000022  CM/SEC  @  1190.1 MS
          SHOTS STACKED : 16 ,17 ,19
          FILTER : 10    - 55
```

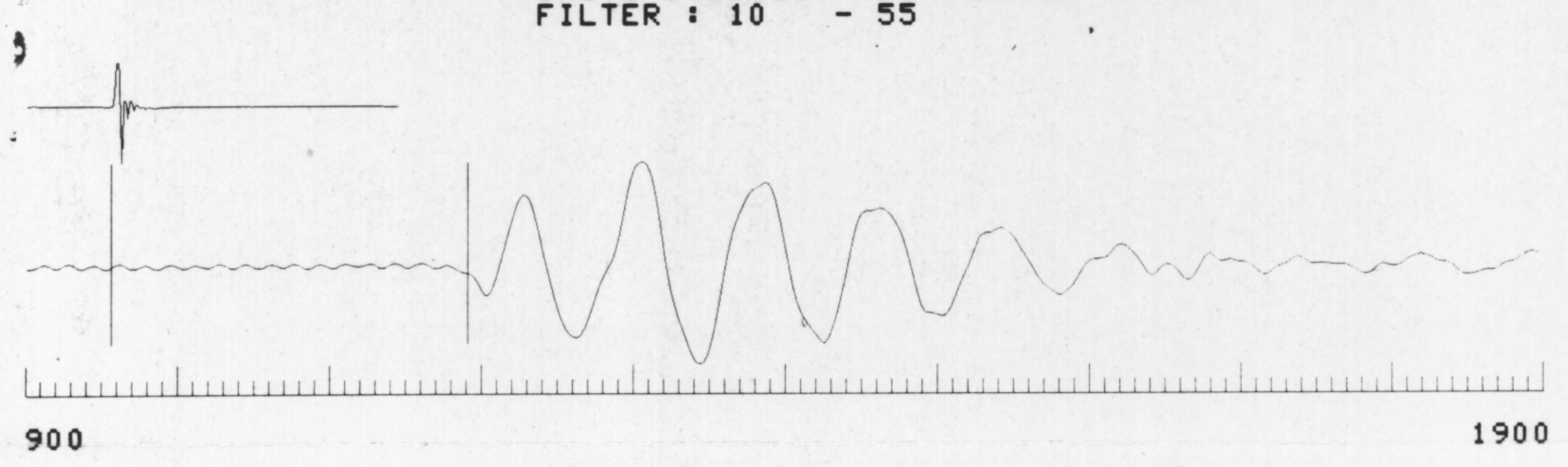

FILE # 4

```
STACK # 2 @  3120.0 M     10 /30 /85   4 :1     TT =   1107.1 MS
          GEOPHONE               .000013  CM/SEC  @  1172.7 MS
          SHOTS STACKED : 11 ,12 ,13
          FILTER : 10    - 55
```

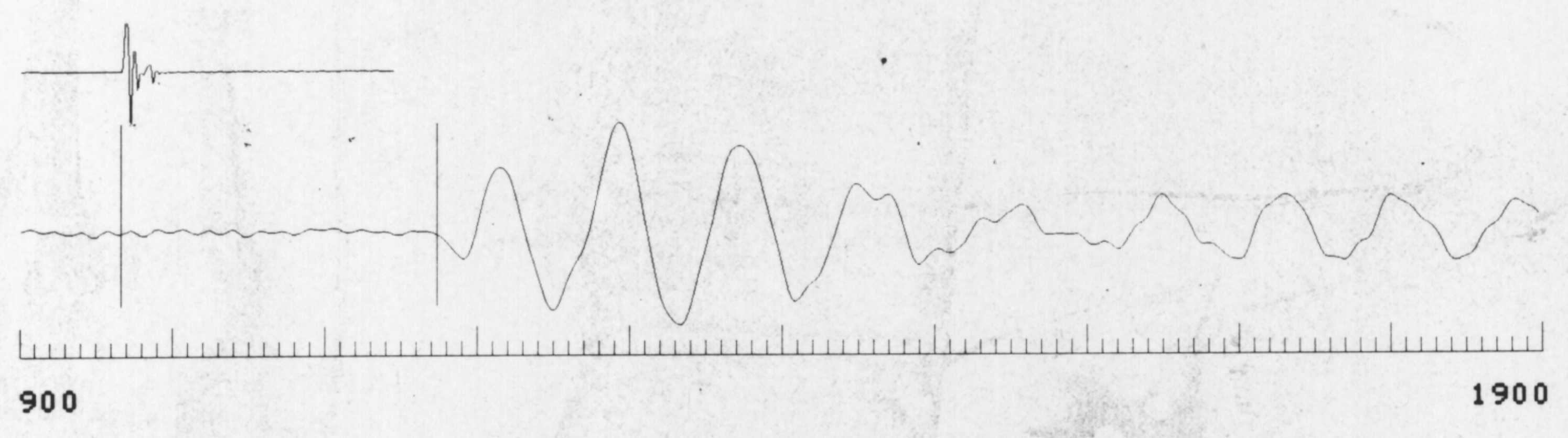

FILE # 4

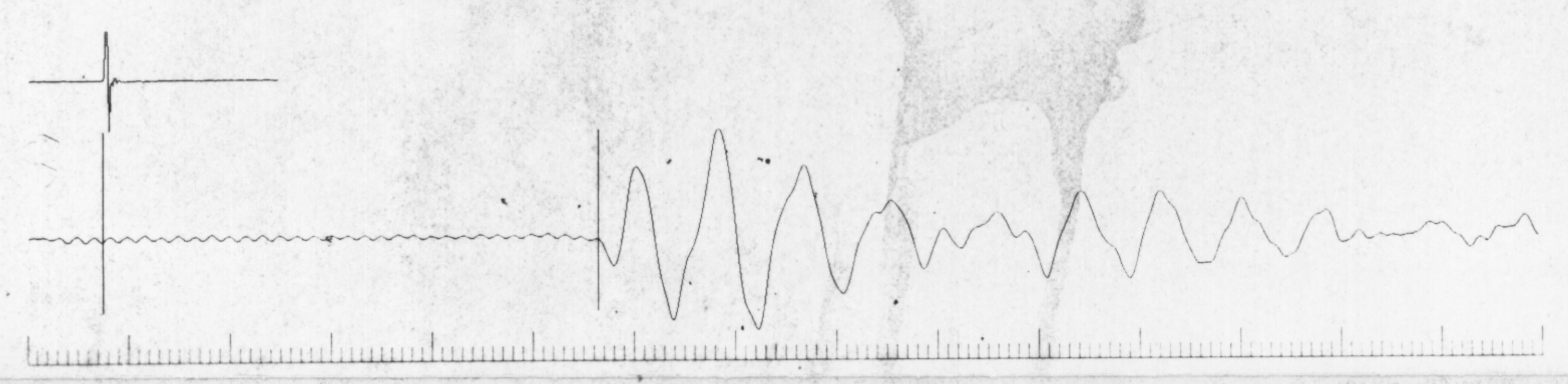```
STACK # 1 @  3050.0 M     10 /30 /85   3 :47    TT =   1090.0 MS
          GEOPHONE               .000019  CM/SEC  @  1163.5 MS
          SHOTS STACKED : 6 ,7 ,8
          FILTER : 10    - 55
```