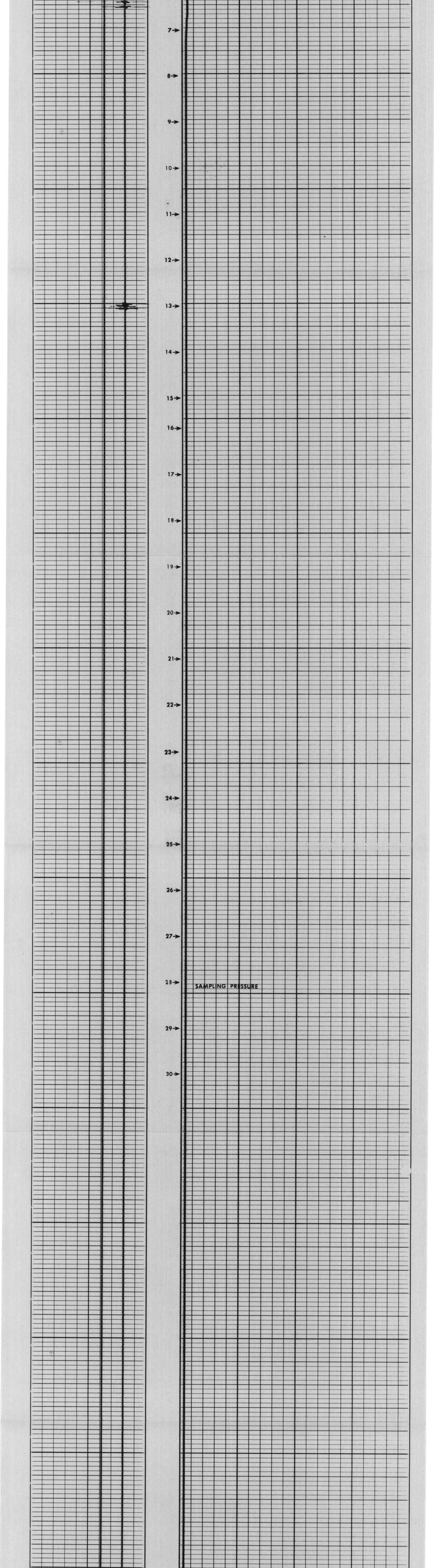





RECORDED TESTER POSITION

Test No. 4

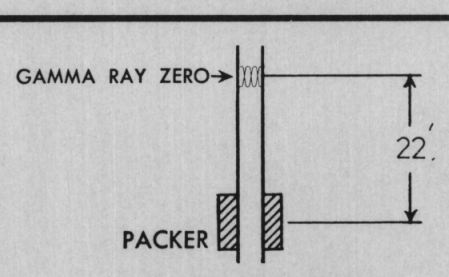

GAMMA RAY
RADIOACTIVITY INCREASES →

DEPTHS

GAMMA RAY
← RADIOACTIVITY INCREASES



SURFACE CONTROLS

PAD ACTION

FIRING

PRESSURE INCREASE →

TIME IN MINUTES

PRESSURE RECORDING PSI x 1000

Test No. 4

1 2 3 4 5 6 7 8 9 10



FORMATION TESTER RECOVERY AND INTERPRETATION DATA

FORMATION TEST NO. 1
TEST DEPTH 8988'
OPEN HOLE TEST ☒
CASED HOLE TEST ☐

RECOVERY DATA
Gas (Total) 47.66 cuft
Condensate 1500 cc
Oil ____ cc
Water 13000 cc
Mud ____ cc
Sand ____ cc

FORMATION AND LOG DATA
Formation SANDSTONE
Porosity ____ %
Rt ____ @ ____ °F
Rw ____ @ ____ °F
Chart NaCl ____ ppm
Titrated Cl ____ ppm
Water Saturation ____ %

PRESSURE DATA
Initial Shut in ____ psi
Shut In Time ____ mins
Sampling 60 psi
Sampling Time 57 mins
Final Shut In 4000 psi
Shut In Time 61m mins
Hydrostatic 4902 psi
Surface Chamber 1550 psi

RECOVERY ANALYSIS
Free Gas ____ cuft
Oil
API Gravity 56 °@ 26 °F
GOR ____
Water
Rrf (filtered) .238 @ 70 °F
Chart NaCl ____ ppm
Titrated Cl ____ ppm
Formation Water ____ %

MUD FILTRATE DATA
Rmf .119 @ 68 °F
Chart NaCl ____ ppm
Titrated Cl ____ ppm

TOOL DATA
Type Tool 4" COMBO
Type Sample Shot S/C
Sample Unit Size 22165cc cc
Choke Size 1 x .020

RESULTS INDICATE THAT ____ MAY BE EXPECTED AT THIS DEPTH.

REMARKS Number One shape charge did not perforate packer
Max. B.H.T. 235oF

GAS ANALYSIS
Free Gas ____ Cuft
Shot Gas ____ Cuft
Solution Gas ____ Cuft
Total Gas ____ Cuft

FORMATION TESTER RECOVERY AND INTERPRETATION DATA

FORMATION TEST NO. 2
TEST DEPTH 9164
OPEN HOLE TEST ☒
CASED HOLE TEST ☐

RECOVERY DATA
Gas (Total) 0.34 cuft
Condensate ____ cc
Oil ____ cc
Water 15700 cc
Mud ____ cc
Sand ____ cc

FORMATION AND LOG DATA
Formation SANDSTONE
Porosity ____ %
Rt ____ @ ____ °F
Rw ____ @ ____ °F
Chart NaCl ____ ppm
Titrated Cl ____ ppm
Water Saturation ____ %

PRESSURE DATA
Initial Shut in ____ psi
Shut In Time ____ mins
Sampling 400 psi
Sampling Time 44 mins
Final Shut In 4200 psi
Shut In Time 27 mins
Hydrostatic 5068 psi
Surface Chamber 57 psi

RECOVERY ANALYSIS
Free Gas ____ cuft
Oil
API Gravity ____ °@ ____ °F
GOR ____
Water
Rrf (filtered) ____ @ ____ °F
Chart NaCl ____ ppm
Titrated Cl ____ ppm
Formation Water ____ %

MUD FILTRATE DATA
Rmf ____ @ ____ °F
Chart NaCl ____ ppm
Titrated Cl ____ ppm

TOOL DATA
Type Tool 4" COMBO
Type Sample Shot S/C
Sample Unit Size 22165 cc
Choke Size 1 x .020

RESULTS INDICATE THAT ____ MAY BE EXPECTED AT THIS DEPTH.

REMARKS No. Two shape charge did not perforate packer
Max. B.H.T. 239oF

GAS ANALYSIS
Free Gas ____ Cuft
Shot Gas ____ Cuft
Solution Gas ____ Cuft
Total Gas ____ Cuft

FORMATION TESTER RECOVERY AND INTERPRETATION DATA

FORMATION TEST NO.	3
TEST DEPTH	9342'
OPEN HOLE TEST	☒
CASED HOLE TEST	☐

RECOVERY DATA

Gas (Total)	0.30	cuft
Condensate		cc
Oil		cc
Water	700	cc
Mud		cc
Sand		cc

FORMATION AND LOG DATA

Formation	SANDSTONE	
Porosity		%
Rt	@	°F
Rw	@	°F
Chart NaCl		ppm
Titrated Cl		ppm
Water Saturation		%

PRESSURE DATA

Initial Shut in		psi
Shut In Time		mins
Sampling	60	psi
Sampling Time	82.5	mins
Final Shut In		psi
Shut In Time		mins
Hydrostatic	5000	psi
Surface Chamber	26	psi

RECOVERY ANALYSIS

Free Gas		cuft
Oil		
API Gravity	°@	°F
GOR		
Water		
Rrf (filtered)	@	°F
Chart NaCl		ppm
Titrated Cl		ppm
Formation Water		%

MUD FILTRATE DATA

Rmf	@	°F
Chart NaCl		ppm
Titrated Cl		ppm

TOOL DATA

Type Tool	4" COMBO	
Type Sample Shot	S/C	
Sample Unit Size	22165 cc	cc
Choke Size	1 x .030	

RESULTS INDICATE THAT ______ MAY BE EXPECTED AT THIS DEPTH.

REMARKS Max. B.H.T. 212°F

GAS ANALYSIS

Free Gas		Cuft
Shot Gas		Cuft
Solution Gas		Cuft
Total Gas		Cuft

FORMATION TESTER RECOVERY AND INTERPRETATION DATA

FORMATION TEST NO.	4
TEST DEPTH	9238
OPEN HOLE TEST	☒
CASED HOLE TEST	☐

RECOVERY DATA

Gas (Total)	0.10	cuft
Condensate		cc
Oil		cc
Water	20700	cc
Mud		cc
Sand		cc

FORMATION AND LOG DATA

Formation	SANDSTONE	
Porosity		%
Rt	@	°F
Rw	@	°F
Chart NaCl		ppm
Titrated Cl		ppm
Water Saturation		%

PRESSURE DATA

Initial Shut in		psi
Shut In Time		mins
Sampling	500	psi
Sampling Time	48	mins
Final Shut In	4250	psi
Shut In Time	31	mins
Hydrostatic	5300	psi
Surface Chamber	60	psi

RECOVERY ANALYSIS

Free Gas		cuft
Oil		
API Gravity	°@	°F
GOR		
Water		
Rrf (filtered)	.243 @ 26	°F
Chart NaCl		ppm
Titrated Cl		ppm
Formation Water		%

MUD FILTRATE DATA

Rmf	.119 @ 68	°F
Chart NaCl		ppm
Titrated Cl		ppm

TOOL DATA

Type Tool	4" COMBO	
Type Sample Shot	S/C	
Sample Unit Size	22165 cc	cc
Choke Size	1 x .030	

RESULTS INDICATE THAT ______ MAY BE EXPECTED AT THIS DEPTH.

REMARKS B.H.T. 220°F

GAS ANALYSIS

Free Gas		Cuft
Shot Gas		Cuft
Solution Gas		Cuft
Total Gas		Cuft

All interpretations are opinions based on inferences from electrical or other measurements and we cannot, and do not guarantee the accuracy or correctness of any interpretations, and we shall not, except in the case of gross or willful negligence on our part, be liable or responsible for any loss, costs, damages or expenses incurred or sustained by anyone resulting from any interpretation made by any of our officers, agents or employees. These interpretations are also subject to Clause 7 of our General Terms and Conditions as set out in our current Price Schedule.

COMPANY Hematite Petroleum Pty.Ltd.

WELL Pelican #4

FIELD Wildcat

COUNTY Australia STATE Tasmania

Schlumberger

FORMATION TESTER