

10 — 20 **CALIPER** hole diameter in inches	5"	TTI 10 m sec 1 m sec
0 — 150 **GAMMA RAY** api units	Depths	500 — 300 — 100 **INTERVAL TRANSIT TIME Δ t** microsecond per metre

REPEAT SECTION

CALIBRATION DATA

Schlumberger

SIMULTANEOUS

INDUCTION RESISTIVITY
SONIC

ISF · SONIC

	5"	**MICROSPHERICALLY FOCUSED RESISTIVITY** 0.2 1.0 10 100 1000
		0.2 1.0 10 100 1000 2000 SPHERICALLY FOCUSED RESISTIVITY R_{SFL}
10 – + **SPONTANEOUS POTENTIAL** millivolts	5" Depths	0.2 1.0 10 100 1000 2000 DEEP INDUCTION R_{ILD} **RESISTIVITY** ohms - m

REPEAT SECTION

CALIBRATION DATA

ISF/SONIC CALIBRATION CODING

	ISF	SONIC
1.	MECHANICAL ZERO	MECHANICAL ZERO
2.	1 ohm-m	40 μ sec
3.	100 ohm-m	60 μ sec
4.	500 ohm-m	80 μ sec
5.	2 ohm-m	100 μ sec
6.	SONDE ERROR	140 μ sec
7.	ZERO SIGNAL IN AIR	SURFACE CALIBRATION ONLY
8.	TEST LOOP	SURFACE CALIBRATION ONLY

GAMMA RAY CALIBRATION CODING

1. MECHANICAL ZERO
2. TEST - 1 - ELECTRICAL ZERO
3. TOOL CAL - BACKGROUND
4. TOOL CAL - TEST JIG ON
5. CAL CHECK f = ______________Hz



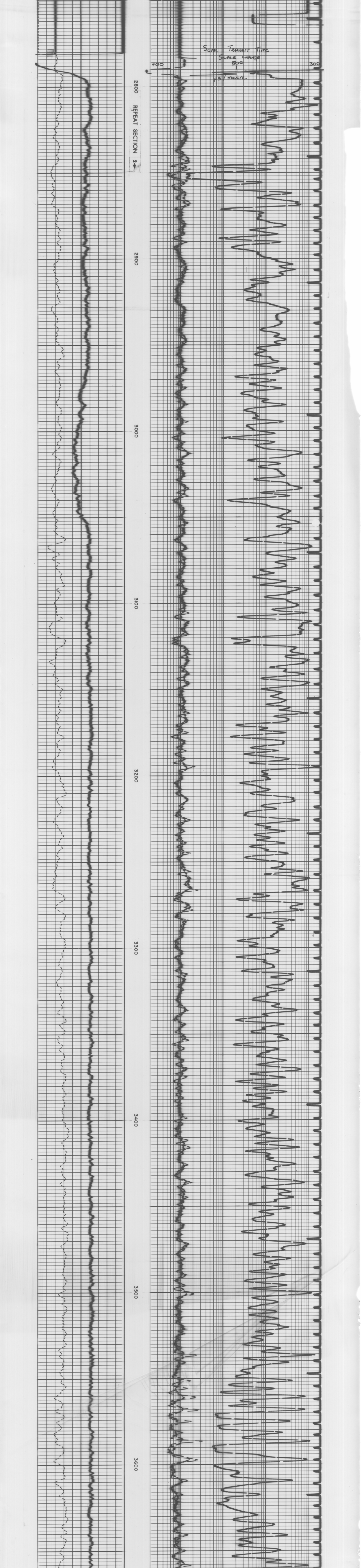

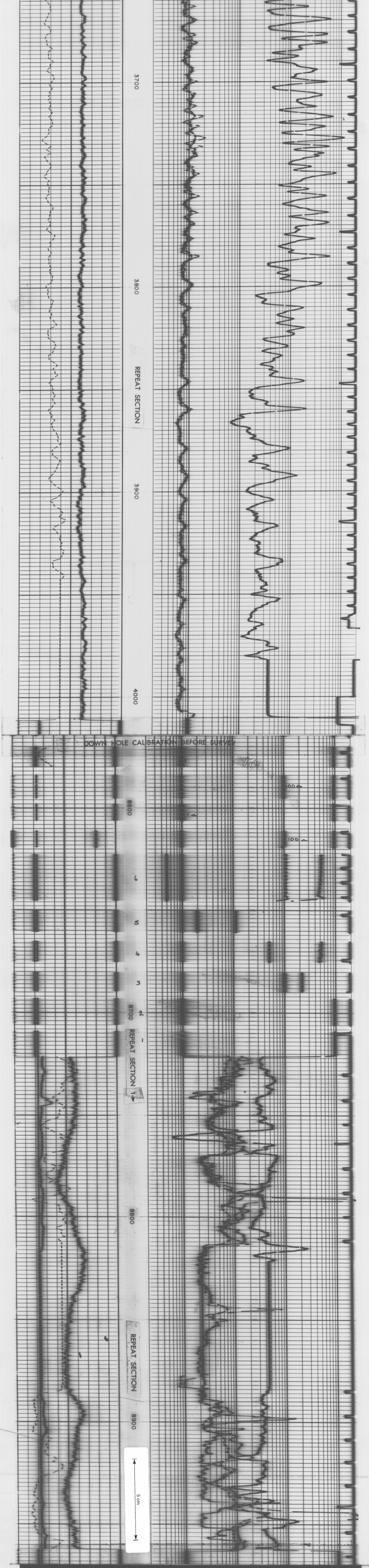

Schlumberger

SIMULTANEOUS

INDUCTION RESISTIVITY
SONIC

ISF - SONIC

C 73.066 SEPT 76