1 :2000

SELINA GRID

I.P. PROFILES

TYN

TCR 94-3581
TYNDALL PROJECT
EL 9/66 10/69 14/71 41/71

289

LINE 152N

RESISTIVITY ohm - metres

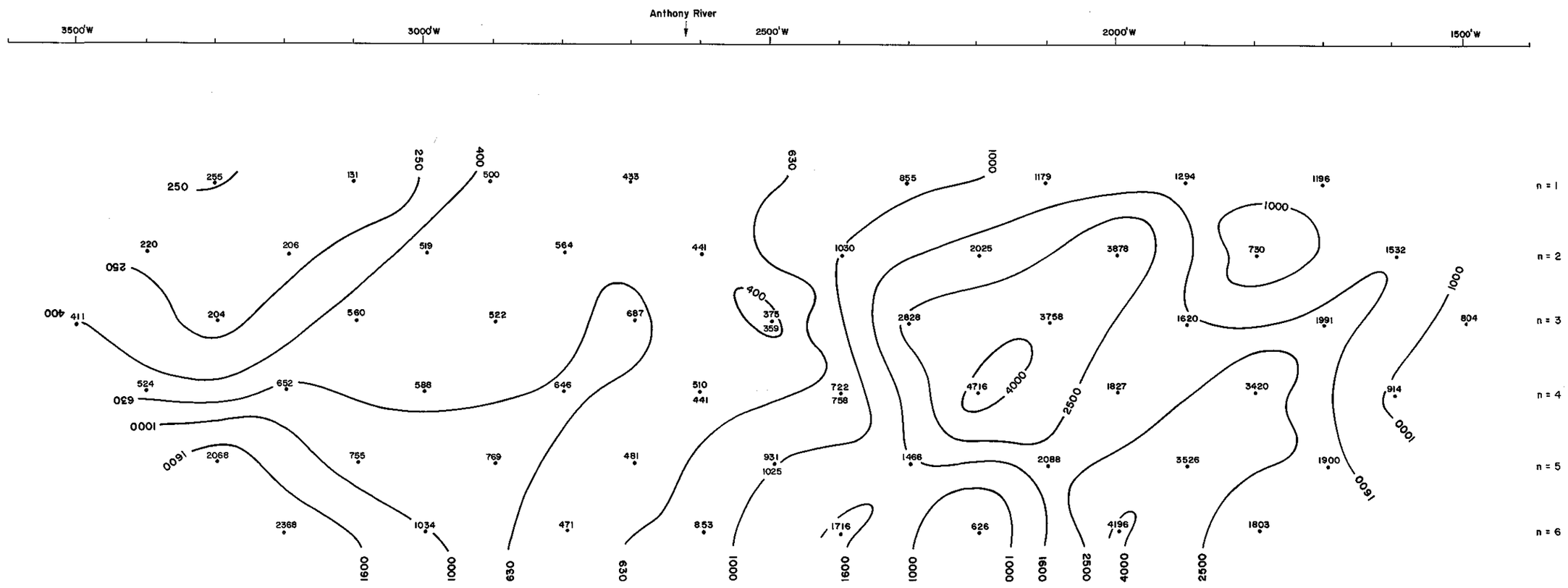

CHARGEABILITY mV/V

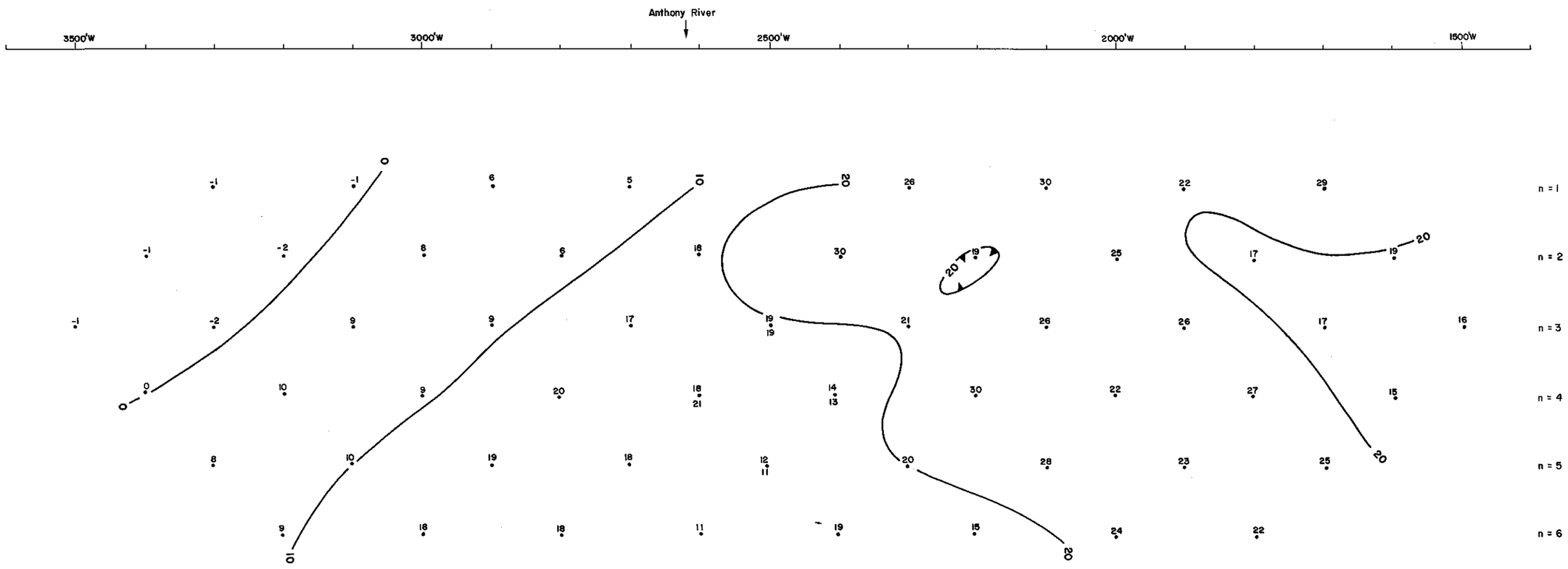

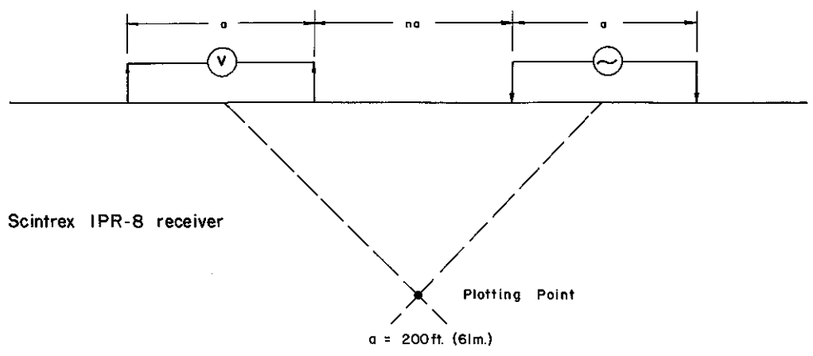

Survey date 9th March, 1982
Survey by Scintrex Pty. Ltd.

Resistivity ohm-m

4000
1000
400
250

Logarithmic contour interval

Chargeability mV/V

100
80
60
40
20

Contour Interval 10mV/V

5 cm

THE MOUNT LYELL MINING & RAILWAY COMPANY LTD.

E.L. 9/66
SELINA GRID

DIPOLE-DIPOLE I.P.
PSEUDOSECTIONS
LINE 152N, 3500'W - 1500'W

REVISIONS.

FIG. 29

A2-222

SCALE: 1:2000	DRAWN BY M.H.
DATE: JUNE 1982	DRAFTSMAN T.G.D.S.